PACKLEADER FARM

AHBA

FROSTY FLEECE TRIAL

January 9-10, 2027
AHBA Sanctioned Event:

Ranch Large Flock (RLF) & Herding Ranch Dog (HRD)
Limits: RLF – 12 runs & HRD – 15 runs

Boundary Trial Dog (BTD)
BTD Limited to 6 runs per day: sheep

Herding Trial Arena Dog (HTADd)
Course #4, Limited to 10 runs per day: ducks

Junior Herd Dog (JHD) & Junior Boundary Dog (JBD)
Limited to 12 runs per day: sheep

Judges: Ashley Wright, Craig Watson
Barbara Davenport

Day-of entries accepted starting at 8:00 AM… if there are still openings
Handler's Meeting begins at 8:30 AM

Mark your calendars! 2027 AHBA Trials

Feb. 12-14, 2027 **Mar. 12-14, 2027** **July 10-12, 2027** **July 16-18, 2027**
Oct. 29-31, 2027 **Nov. 19-21, 2027**

Location and Directions

14401 Crews Road NW, Gig Harbor, WA 98329 Home: 253-884-5959 **Cell: 253-732-5959**

- **Directions**
  - Hwy 16, Exit for Purdy/Key Center/Shelton, Hwy 302 W.
  - Travel into Purdy, Turn left at the signal following sign for Hwy 302 W (Shelton/Key Center)
  - Cross Wauna Bridge, travel 5.1 miles
  - Turn RIGHT onto Hwy 302 W, Elgin Clifton Rd NW, toward Shelton/Allyn (There are clearly marked signs leading to Hwy 302 W)
  - Travel 1.2 miles, turn RIGHT onto 150th
  - Travel .1 miles (end of chain link fence) turn LEFT onto 1st road into Rocky Creek Conservation Area
  - Follow road approximately .8 mile through park, to PackLeader's green farm gate, follow road past two-story house to parking lot at the top of the driveway.

- **Motels & Camping**

****Westwynd Motel 6703 144th St. NW, Gig Harbor, 98332 (800) 468-9963**
**incredibly dog-friendly and very accommodating

Red Lion Inn & Suites	220 Bravo Ter, Port Orchard, WA 98367	(360) 895-7818
Best Western Wesley Inn	6575 Kimball Drive, Gig Harbor, 98335	(888) 462-0002
The INN at Gig Harbor	3211 56th St. NW, Gig Harbor. 98335	(253) 858-1111
Gig Harbor RV Resort	9515 Burnham Drive NW, Gig Harbor, 98332	(800) 526-8311
PackLeader Farm	Camping and/or RVs may park on site, no hookups	

- **Food – Continental breakfast items and snacks will be available**.

- **Information and Entry Forms: Barbara 253-732-5959 k9sayno@aol.com**

- **Entries**

Pre-entries must arrive no later than January 2nd, 2026.
Make money orders or checks payable to PackLeader Farm. **All payments in US dollars.**
Mail to: Frosty Fleece, c/o Barbara Davenport, 14401 Crews Rd NW, Gig Harbor, WA 98329
(Questions? Email: k9sayno@aol.com)

- **Refunds**

Refunds available until 6pm 1-2-27. No refunds after 1-2-27, unless we can fill from a wait list.

- **Entry Fees (special rates for those willing to brave January weather)**

HRD	Before/on 1-2-26:	$40.00	***After 1-2-26:***	***$45.00***
RLF	Before/on 1-2-26:	$45.00	***After 1-2-26:***	***$50.00***
BTDs	Before/on 1-2-26:	$45.00	***After 1-2-26:***	***$50.00***
HTADd/JHDs/JBDs	Before/on 1-2-26:	$25.00	***After 1-2-26:***	***$30.00***

- **Judges**

January 9	Ashley Wright (BTD/HTADd/JBD/JHD), Craig Watson (HRD/RLF)
January 10	Craig Watson (BTD/HTADd/JBD/JHD), Ashley Wright (HRD/RLF)
January 9/10	Barbara Davenport (Overflow)

- **Limits per day: HRD – 15 runs, RLF – 12 runs, BTD sheep - 6 runs, JHD/JBD – 9 runs**

****** (Insufficient entries MAY result in reduction of awards or cancellation of the event) *******

- **Awards** ***Rosettes*** 1st – 4th place Each Day
  HIT and RHIT Each Day
  High Combined for the weekend
  Qualifying Ribbons

Please fill out one entry form per dog **Entry Number: _____**

Breed: _____ **Reg. #:** _____ **Registry:** _____

Reg. Name: _____

Call Name: _____ **Sex:** _____ **DOB:** _____
mm/dd/yyyy

Sire: _____

Dam: _____

Breeder: _____

Owner: _____

Address: _____

City: _____ **State:** _____ **Zip:** _____

Phone: _____ **E-mail:** _____

Name of handler if other than owner: _____

Pre-entry date is 1-2-27. *(Entry fees increase by $5 each after closing.) No refunds after 1-2-27.*

Indicate the Class(es) you are entering

Course	Class I	Class II	Class III	Saturday	Sunday	Price	Totals
BTDs	○	○	○	☐	☐	**45.00**	
HTADd	○	○	○	☐	☐	**25.00**	
HRDs	○	○	○	☐	☐	**40.00**	
RLFs	○	○	○	☐	☐	**45.00**	
JHDs	----------			☐	☐	**25.00**	
JBDs	○	○	○	☐	☐	**25.00**	
						Total	

In consideration for participation in an event sanctioned by the American Herding Breed Association (AHBA), & hosted by Barbara Davenport & Steve Weigley, I agree to assume all responsibility for any claim, loss or damage, of whatever kind or nature, whether to person or property, which may be caused at or near this event either directly or indirectly, by me or the dog or dogs I have entered in or brought to this event. I further agree that I will hold the AHBA, its officers, directors, agents, member, Barbara Davenport & Steve Weigley or their families harmless and defend them from any and all liability for an injury, claim, damage or loss, of whatever kind or nature, whether to person or property, caused at or near this event. I agree to indemnify the AHBA, its officers, directors, agents, members, Barbara Davenport, Steve Weigley, PackLeader Farm, and families might be subject as a result of any claims, suit loss or damage caused in any way by any act or negligence on my part or on the part of any dog or dogs I have entered in or brought to this event. I acknowledge that while the AHBA may provide sanctioning and Barbara Davenport & Steve Weigley are hosting for this event with regard to issuing of titles, they do not have and do not exercise control over the conduct, of the event or those present. I certify and represent that the dog or dogs I have entered in or brought to this event is/are not a hazard to other dogs, other animal, or to people. Replacement cost for injuries/death resulting in livestock unable to be used for herding is $200 for sheep and $25 for ducks.

_____ _____
Signature of owner / agent Date

AHBA – BTD Sheep

GENERAL RULES:

- Time: Level I - 30 minutes, Level II - 35 minutes, Level III - 40minutes. **Separate DIAGRAM for each level.**
- All boundaries are depressed furrows throughout the course.
- All roads are 15', except Traffic Road which is 25'.
- Scoring begins 20 feet before an element and concludes at completion of the element. All movement between elements is scored during Exercise #9 "Roadwork".
- Ties are broken based on individual scores in the following order within each class:
  Exercise #9 "Roadwork", Exercise #7 "Stationary Graze", Time.

STARTING SET- UP:

- 15 Sheep in the Night Pen

1. **NIGHT PEN – 10 pts.:** Time begins when the gate is opened. Dog will hold the sheep in the pen while the gate is opened. Remove sheep from the Night Pen. Dog may enter the pen or not as the handler chooses. Handler must close the gate when the sheep exit.

2. **STATIONARY GRAZE – 15 pts.:** Enter the graze as indicated on the diagram. The dog will independently contain the sheep within the graze while allowing them to settle, spread out and graze. At the conclusion of the graze, the sheep will exit at the same location they entered.
   - **BTDI & II** Handler may position themselves within a crook's length inside or outside the graze edge.
   - **BTDIII** Handlers must stay within a crook's length of the inside graze edge.

3. **LEVEL III ONLY – BARRIER ON THE PATH – 10 pts.:** Upon reaching the marker before the Barrier (downed log), the sheep will be guided off the road toward the second marker where the sheep will be guided back on the road.

4. **VEHICLE PASS – 10 pts.:** Upon the approach of the vehicle, the dog moves the entire flock over to the right as the vehicle passes. The handler and/or the dog may work the side closest to the vehicle during the pass.
   - **BTDI** Parked Car.
   - **BTDII** One vehicle pass – from the front.
   - **BTDIII** Two vehicle passes – Once from the front, then from the rear.

5. **FEEDER (Optional Element) – 10 pts.:** Sheep will be moved past the feeder. Sheep should not pause or leave the roadway.
   - **BTDI & II** Feeder filled with hay, feeder approximately 10' from roadway
   - **BTDIII** Feeder filled with hay and grain, feeder approximately 5' from roadway

6. **BRIDGE – 10 pts.:** The dog guards the most dangerous/draw wing of the bridge while the handler leads the flock over the bridge. The dog will follow the sheep across the bridge.
   - **BTDIII** Crossing the bridge with distraction (A flag is added to the bridge at the entrance).

7. **MOVING GRAZE – 10 pts.:** Enter the Moving Graze as indicated on the map. Move the sheep at a slow pace allowing sheep to graze to the opposite end (BTDI) and return (BTDII/III). Sheep will exit the moving graze according to level as indicated on the diagram.
   - **BTDI** Graze sheep in one direction only.
   - **BTDII** The handler may assist with sending and stops to turn the sheep at the top of the graze to reverse the direction.
   - **BTDIII** Prior to the markers, Handler will send the dog to the top of the graze, utilizing a placement to reverse the direction.

8. **REPEN – 10 pts.:** On the return to the night pen, the dog will hold the sheep off the gate while the gate is opened. Time stops when all sheep are penned and gate is closed.

9. **ROADWORK / GENERAL BEHAVIOR – 15 pts.:** All movement between elements is scored in this exercise.

PACKLEADER

2027
AHBA BTD – Level III
January 9/10, 2027

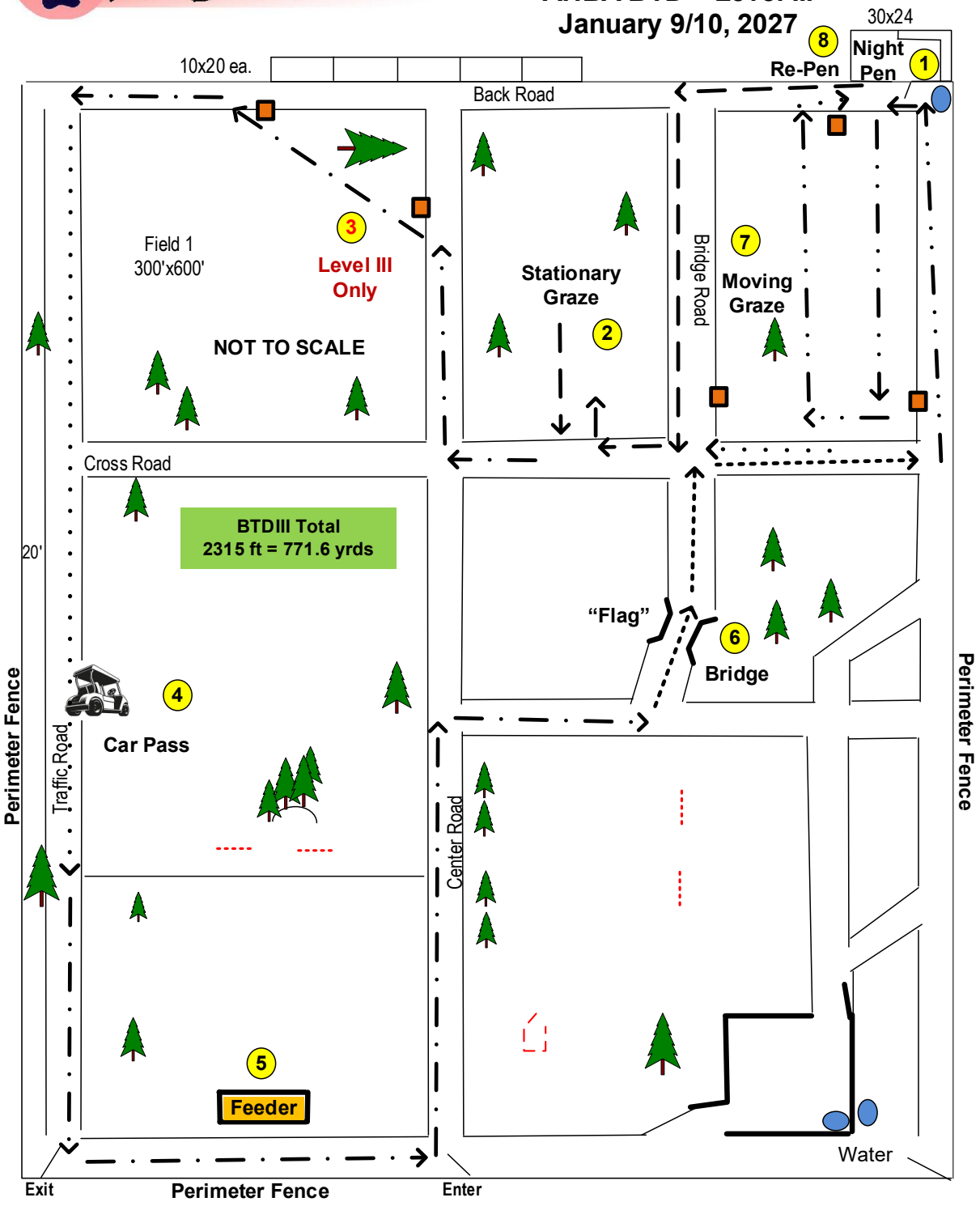

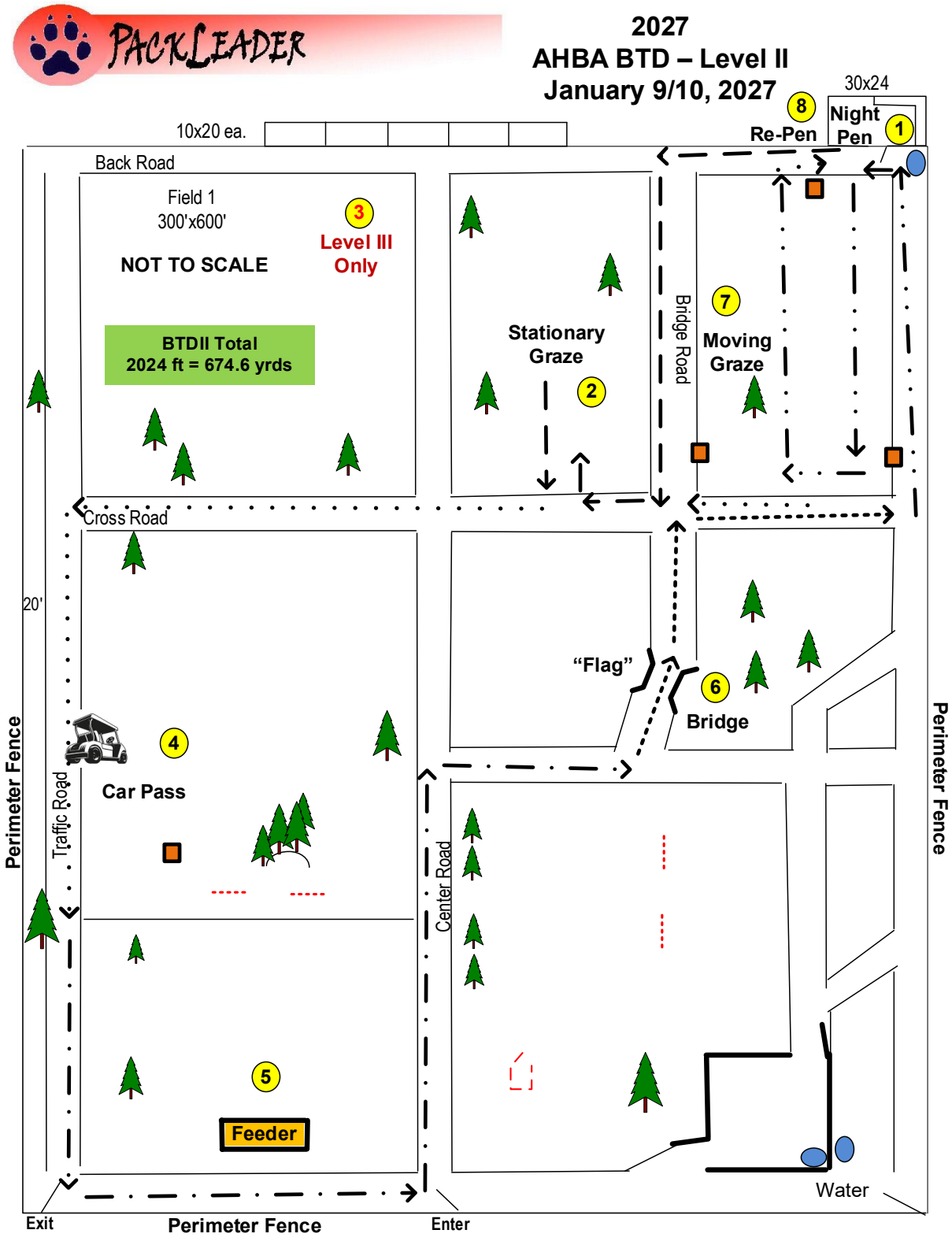
PACKLEADER
2027
AHBA BTD – Level II
January 9/10, 2027
30x24
8
Night
Re-Pen
1
10x20 ea.
Back Road
Field 1
300'x600'
3
Level III
Only
NOT TO SCALE
BTDII Total
2024 ft = 674.6 yrds
Stationary
Graze
2
Bridge Road
7
Moving
Graze
Cross Road
20'
"Flag"
6
Bridge
Perimeter Fence
4
Car Pass
Traffic Road
Center Road
Perimeter Fence
5
Feeder
Water
Exit
Perimeter Fence
Enter

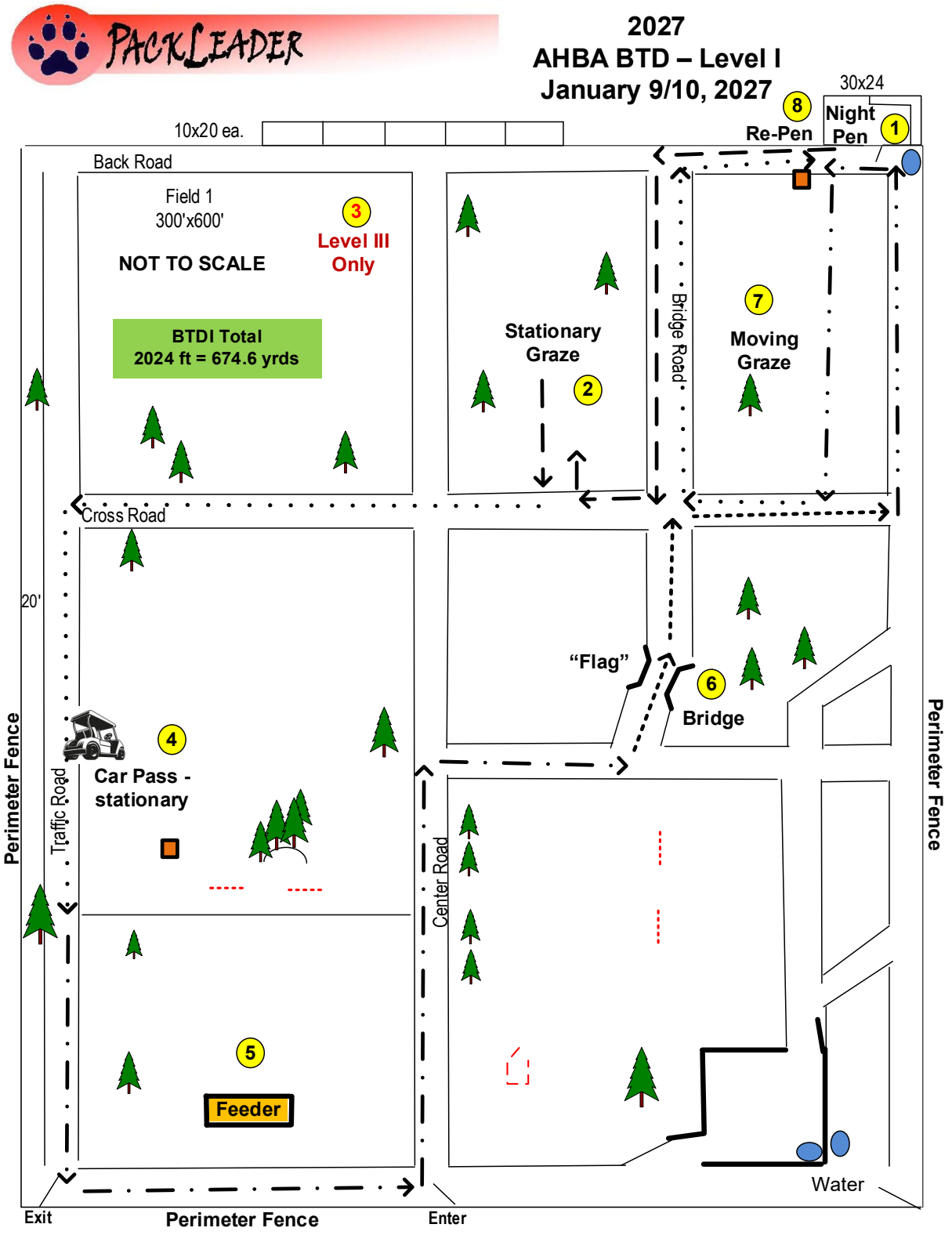
PACKLEADER
2027
AHBA BTD – Level I
January 9/10, 2027
30x24
8
Night
Re-Pen
1
10x20 ea.
Back Road
Field 1
300'x600'
3
Level III
Only
NOT TO SCALE
BTDI Total
2024 ft = 674.6 yrds
Stationary
Graze
2
Bridge Road
7
Moving
Graze
Cross Road
20'
"Flag"
6
Bridge
Perimeter Fence
4
Car Pass -
stationary
Traffic Road
Center Road
Perimeter Fence
5
Feeder
Water
Exit
Perimeter Fence
Enter

AHBA – RLF sheep

GENERAL RULES:

- Time 25 minutes.
- In all elements, quiet efficient stock work is essential.
- All gates which are open will remain open. All closed gates that are opened will be re-set by the stock handlers.
- Ties are broken based on individual scores in the following order:
  Exercise #5 "Pens & Alleys", Exercise #2 "Obstacle #1", Time.

STARTING SET- UP:

- 25 Sheep in Arena A.
- There will be Stock Handlers on course in the vicinity of the Holding Pens.

1. **GATHER – 10 pts.:** Exercise begins when the team enters Arena A. Move to the distance/location appropriate for the team's level. Send dog to gather sheep. Move sheep to the Gather Marker. Exercise ends when the sheep pass the Gather Marker
   - **RLFI** Leash removed at Handler's Post. Dog is left a minimum of 60' from the sheep, Handler may move within 15 feet of sheep.
   - **RLFII** Leash removed at gate. Dog is left a minimum of 120' from the sheep, Handler may move halfway to sheep.

2. **OBSTACLE #1 – 10 pts.:** Exercise begins when the sheep pass the Gather Marker. Move sheep through Obstacle #1 as shown on the diagram. Exercise ends when sheep exit/pass Obstacle #1.

3. **SORT (RLF I /II Only) – 10 pts.:** Exercise begins when sheep exit/pass Obstacle #1. Move sheep to PI Gate, move sheep into Chute Alley. Use Chute to sort 15 sheep, pen in Back Alley Pen. A wrong sort is points off. Exercise ends when sheep are penned in Back Alley Pen.

4. **SORT (RLF III Only) – 20 pts.:** Exercise begins when sheep exit/pass Obstacle #1. Move sheep to P2 Gate, gate sort 15 sheep into P2 and pen in Back Alley Pen. A wrong sort is points off. Exercise ends when sheep are penned in Back Alley Pen.

5. **OBSTACLE #2 / TRAILER – 10 pts.:** Exercise begins when sheep are penned in Back Alley Pen. Move remaining sheep through P2, Narrow Alley and pen in Trailer. Exercise ends when sheep are penned in Trailer.

6. **PENS & ALLEYS – 15 pts.:** Exercise begins when sheep are penned in Trailer. Enter Back Alley Pen, move the 15 sheep thru the Upper Back Alley and release into Arena B. Move to trailer and unload sheep, move sheep through P3 and release into Arena B. Exercise ends when the Arena B gate is closed.

7. **FETCH DRIVE – 15 pts.:** Exercise begins when the Arena B gate is closed. Pick up sheep from where they settled and move them to the Level III Drive Marker. Fetch/Drive sheep to the Final Drive Marker. Exercise ends when they reach the Final Drive Marker. Stock may be paused while the handler re-joins the stock/dog.
   - **RLFI** Handler may take any position in relation to the sheep.
   - **RLFII** Handler remains behind the Level II Handler's Marker until pass the Final Drive Marker.
   - **RLFIII** Handler remains at the Handler's Post until the sheep pass the Final Drive Marker.

8. **OBSTACLE #3 – 10 pts.:** Exercise begins when sheep pass the final drive marker. Move sheep through Obstacle 3 as shown on diagram. Return sheep back to the gate of P3. Exercise ends when sheep reach the gate into P3.

9. **REPEN – 10 pts.:** Exercise begins when sheep reach the gate of P3. Handler may leave sheep in arena and preset any gates for safety and ease of movement of livestock. Hold sheep off P3, move sheep through P3, the Narrow Alley and repen sheep in Side Pen A. Exercise ends when the sheep are penned in Side Pen A.

2027 Frosty Fleece
AHBA Trial
RLF Sheep

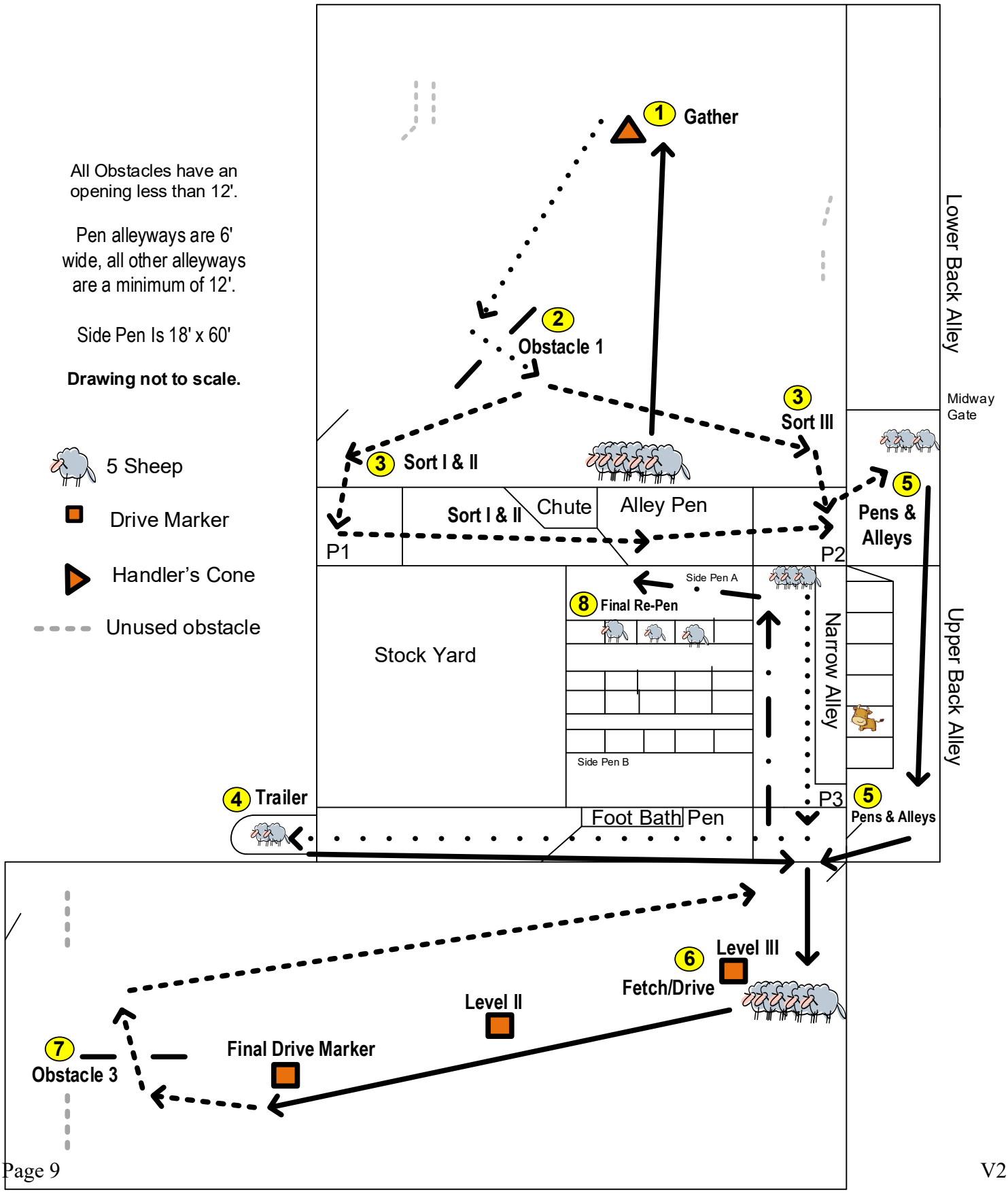

AHBA – HRD sheep – Lower Field

GENERAL RULES:

- Time: Sheep – 20 minutes
- In all elements, quiet efficient stock work is essential.
- There will be stock handlers in the vicinity of Pens. Stock handler will confirm sort for judge.
- Stock should be safely held off all gates.
- Gates may be pre-set to increase safety but must be returned to the closed position before leaving the area.
- Ties are broken based on individual scores in the following order:
  Exercise #2 "Obstacle #1", Exercise #5 "Obstacle #2", Time.

STARTING SET- UP:

- 5 sheep in Pen A, 5 sheep in Round Pen (Level III only), additional groups of sheep in Holding Pens.

1. **TAKE PEN – 15 pts.:** Exercise begins when the Take Pen gate is opened. Remove sheep from Pen and move them into Arena C. Dog should cover the sheep while Arena C gate is closed. Exercise ends when Arena C gate is closed.
   - **HRDI** Handler may enter the pen and assist the dog.
   - **HRDII** Handler may step just inside the gate
   - **HRDIII** *NOTE COLLAR COLOR.* Handler remains in Arena C.

2. **OBSTACLE #1 – 10 pts.:** Exercise begins when Arena C gate is closed. Move sheep through Obstacle #2 as shown on the diagram. Exercise ends when the Round Pen gate is opened.

3. **PASS THRU – (RLF I/II Only) 10 pts.:** Exercise begins when the Round Pen gate is opened. Move sheep into the Round Pen, thru Pen C and into Pen D. Exercise ends the gate between Pens C & D is closed.

4. **PASS THRU / SORT – (RLFIII Only) 20 pts.:** Exercise begins when the Round Pen gate is opened. Move sheep into the Round Pen and combine with additional sheep. Sort ***original*** Round Pen Sheep into Pen C. **Sort must be correct**. Stock handler will close the gate between Pen C and Pens. When stock handler closes gate, move original Take Pen sheep into Pen D. Exercise ends the gate between Pens C & D is closed.

5. **OBSTACLE #2 (FOOTBATH) – 10 pts.:** Exercise begins when the sheep are in Pen D. Move sheep from Pen D, through Obstacle #2 and into Field 2. Dog should cover the sheep while gate is closed. Exercise ends when the gate is closed.

6. **FETCH DRIVE – 15 pts.:** Exercise begins when the gate is closed. Fetch/Drive the sheep to the Final Drive Marker. Exercise ends when the sheep reaches the Final Drive Marker.
   - **HTADI** Handler may take any position.
   - **HTADII** Handler remains behind the Level II Handler's Line until sheep reach the Final Drive Marker.
   - **HTADIII** Handler remains behind the Level III Handler's Line until sheep reach the Final Drive Marker.

7. **GATHER – 20 pts.:** Exercise begins when the sheep reaches the Final Drive Marker. Recall the dog and move to the location appropriate for the team's level. Send the dog to gather the sheep, moving them through Obstacle #3 to the Round Pen Gate as indicated on the map. Exercise ends when the sheep passes the Level III Handler's Line
   - **HRDI** Dog may be positioned half-way to sheep, Handler may move to within 15' of sheep.
   - **HRDII** Dog is positioned behind the Level III Handler's Line. Handler may move up to the Level II Handler's Line.
   - **HRDIII** Handler remains behind the Level III Handler's Line until the gather is complete.

8. **REPEN – 10 pts.:** Exercise begins when the sheep passes the Level III Handler's Line. Repen the sheep in the Round Pen. Exercise ends when the sheep are penned.

2027 Frosty Fleece
AHBA Trial - HRD Sheep

