

# Rancho Terra Norte'



1227 E. County Road 82  
Wellington, CO

## American Herding Breed Association

Boundary Tending Dog (BTD) Trial and Tests (JBD)  
Thursday, July 2, 2026

Large Flock Ranch (RLF) – Friday, July 3, 2026

Ranch (HRD) Trial – Saturday, July 4, 2026

Arena (HTAD) & Field (HTD) Trial and Tests (JHD & HCT)  
Wednesday, July 8, 2026

**BTD & RLF I, II, III Sheep and goats**

**HRD I, II, III – Sheep and goats**

**HTAD I, II, III – sheep, course 5: take pen, gate sort**

**HTAD I, II, III – goats, course 5: take pen, gate sort**

**HTAD I, II, III – ducks, course 5: take pen, gate sort**

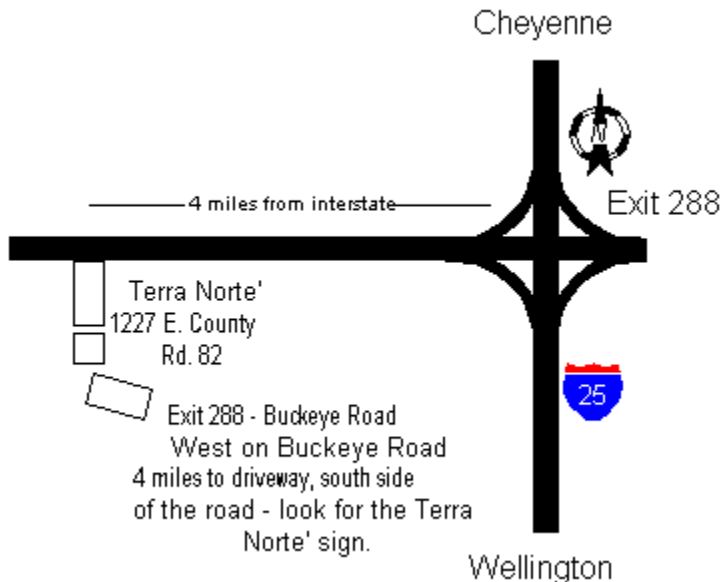
**HTD I, II, III – sheep, ducks and goats**

**Jr Boundary Dog & Junior Herding Dog – goats**

**Herding Capability Test – goats**

**PERMISSION HAS BEEN GRANTED BY THE AMERICAN HERDING  
BREEDS ASSOCIATION (AHBA) TO HOLD THE TRIALS UNDER AHBA  
RULES AND REGULATIONS.**

A complete list of the rules governing AHBA events can be found at  
[www.ahba-herding.org](http://www.ahba-herding.org). Entrants are encouraged/requested to review and become  
familiar and knowledgeable with these regulations  
(Dogs must be 9 months or older for trials)



**Entry Fees – Herding Capability/Jr. Herding Dog/Jr. Boundary Dog tests:  
\$50/60 day of event**

**Herding Trial Arena Dog (HTAD) and Herding Trial Dog (HTD) trial classes:  
\$50/\$60 day of event**

**Herding Ranch Dog (HRD) trial classes: \$60/\$70 day of event**

**Large Flock Ranch (RLF) and Boundary Tending Dog (BTD) trial classes:  
\$60/\$70 day of event**

**Day of event entries will be accepted ONLY if space and/or time allows.**

**RLF/BTD/HRD trials limited to 20 combined runs per day  
Total entry limit 40 combined Test & Trial**

**Stock: Sheep/Value \$300  
Farm flock comprised of hair sheep – crossbred Barb/Katahdin/Dorpers  
Goats/ Value \$375 Purebred Kikos and Kiko/Boer crosses  
Ducks/Value \$50**

**RLFsg (25+) sheep or goats per run  
HTDsg and HTADsg (3-5) sheep or goats per run  
HTDd and HTADd (5) ducks per run  
BTDsg and HRDsg (15) sheep or goats per run  
HCT & JHD (3) goats per run**

**RIBBONS WILL BE AWARDED FOR FIVE PLACES IN EACH  
CLASS/QUALIFYING RIBBONS TO EACH QUALIFIER**

**BTD, RLF, HRD, and HTD/HTAD Trial prizes:**

**High in Trial: 1-gallon stainless steel trophy bucket  
with Cindra Shampoo and Conditioner**

**Reserve High in Trial: 2 qt. stainless steel trophy bucket  
with Cindra Shampoo and Conditioner**

**Offered by Rancho Terra Norte' and Cindra Pet Products**

Scores from these trials will be applied to the RTN Summer Symposium  
Overall High Combined Trial Dog and Test Dog Commemorative Buckle  
Challenges offered by Rancho Terra Norte', Ileana Noguerras of Inquest  
Kennels, and Jill Grant,

### **JUDGES:**

BTD/RLF/HRD Sheep and goats will be judged by Kerstin Smietana (SV),  
Weidenbach, Germany

HTD Sheep and goats will be judged by George "Rusty" Jeffers

HTAD Sheep and goats will be judged by Roy Sage, Nyssa, OR

HTD and HTAD Ducks will be judged by George "Rusty" Jeffers

JBD Tests will be judged by Kerstin Smietana (Leg 1) Rusty Jeffers (Leg 2)

HCT & JHD Tests will be judged by Val Manning (Leg 1) Roy Sage (Leg 2)

### **Trial hours**

**Thursday, July 2, 2026 – 7:00 am to 7:00 pm**

**Friday, July 3, 2026 – 7:00 am to 7:00 pm**

**Saturday, July 4, 2026 - 7:00 am to 7:00 pm**

**Wednesday, July 10, 2024 - 4:00 PM to 10:00 pm**

***This event will be held outdoors regardless of weather***

### **Trial Secretary:**

Val Manning

1227 E County Road 82, Wellington CO 80549

970-568-7708, [TerraNorte@aol.com](mailto:TerraNorte@aol.com)

**Course director: Val Manning -- Stock supervisor: Doug Richardson**

### **VETERINARIAN (on call):**

Richard Wheeler, DVM Poudre River Veterinary Clinic

970-227-2320

### **Motels That Will Accept Dogs**

**Quality Inn, 7860 6<sup>th</sup> Street, Wellington, CO (970) 568-0444**

Days Inn, 3624 E. Mulberry, Fort Collins, CO (970) 221-5490

Fort Collins LaQuinta, 3709 E. Mulberry, Fort Collins, CO (970) 493-7800

Sleep Inn, 3808 E. Mulberry, Fort Collins, CO (970) 484-5515

Guesthouse Inn, I-25, Ault exit 269A, 4333 East Mulberry, Fort Collins, CO (970) 493-9000

Plaza Inn, I-25, exit 269B, 3836 E. Mullberry, Ft. Collins, CO (970)484-4660

### **Camping Grounds -**

Wellington KOA – 4821 E County Rd 70 (Owl Canyon Road), Wellington, CO (970) 568-7486

Fort Collins / Poudre Canyon KOA – 6670 US-287, La Porte CO (970)493-9758

Fort Collins/Lakeside KOA 1910 Lakeside Resort Lane, Fort Collins, CO (970)484-9880

Terry Bison Ranch Resort – 51 I-25 Service Road East, Cheyenne, WY 82007 (307) 634-4171

\* Limited RV parking is available on site for self-contained units. Please contact Val Manning  
([TerraNorte@aol.com](mailto:TerraNorte@aol.com)) for more information.

Boundary Tending Dog Course  
Judge: Kerstin Smietana  
Thursday, July 2, 2026

Optional Course Elements – Lemonade Stand and Bridge with Distraction  
Judge Kerstin Smietana, Course director Val Manning

Start with 15+ flock in the large Free-Standing Pen (Night Pen) located 60 ft south of the Bridge Road and entrance to the moving graze. Remember that all gates must be in the same configuration as when the element began – closed gates must be closed and open gates left open before moving on to the next task.

1. **Level III only task – Mandatory element – 10 pts:** Flock examination/grab and hold – Inspection for stock soundness at the Night Pen. Prior to taking the stock from the night pen, the Level 3 Shepherd and dog will enter the pen and exam the flock. The Shepherd will then grab and hold an animal designated by the judge.
2. **Night Pen - mandatory element (10 pts):** Stock is removed from the pen through the gate of the pen into the Trap. The dog must prevent the escape of the flock while the Shepherd opens the gate. After the stock has exited the pen, the Shepherd closes the gate. After leaving the pen, the shepherd and flock move north towards moving graze.
3. **Moving Graze - mandatory element (10 pts):** When the flock reaches the markers for the moving graze, the flock is encouraged to slow and eat their way through the graze from the south to the north.
  - a. **Level 1:** Shepherds guide the sheep out the north border of the moving graze then turn left towards the East Farm Road heading for their assigned stationary graze.
  - b. **Level 2:** Shepherds may move to the top of the graze (north end) to assist the dog with the reverse. Then the flock is encouraged to eat their way through the graze back to the south end.
  - c. **Level 3:** Shepherds are not allowed to go past the marker set 25 Ft from the northern border. The Shepherd must signal the judge when they are preparing to reverse directions of the graze. The turn of the flock should include 3 stops of the dog with the 3rd being the point when the flock reverses. The dog then exits the graze.  
Once the flock reaches the south end of the graze, Level 2 and 3 Shepherds will lead them back to the East Farm Road and their assigned stationary graze.
4. **Stationary Graze - mandatory element (15 pts):** The dog is responsible for keeping the flock in a designated graze area for a period. Working independently and with the flock feeling comfortable with the dog and able to eat.
  - a. **Level 3 –** (Alternating pink & green grazes) 10-12 minutes
  - b. **Level 2 –** (Alternating pink & green grazes) 7 – 9 minutes

- c. **Level 1 –** (Alternating white & purple grazes) 4 – 6 minutes  
Once the judge declares the graze is complete, the Shepherd and dog gather the flock from their assigned graze and head north on the East Farm Road to Manning Lane (north farm road). Everyone turns left on Manning Lane
5. **Lemonade Stand Elective element (10 pts):** Midway from Richardson Road (traffic road) and the North Farm Road, there will be a lemonade stand with people sitting at the table near the road. Stock is moved past the stand with the dog and Shepherd working to keep the flock off the stand.
  - a. **Level 3 -** The handler will settle the stock off the road across the road having the dog hold the stock while the handler accepts a cup of lemonade and drinks its contents. Upon finishing - the handler hands the cup back to the server and will return the stock to the road and continue to the stop sign.
  - b. **Level 2 -** The server will bring a cup of lemonade to the handler in the road. The dog holds the stock in place as the handler drinks the lemonade. Upon finishing, the handler and dog continue on the road with the stock toward the stop sign. The dog ensures that the stock do not enter the stand.
  - c. **Level 1 -** The servers will offer the handler lemonade - but the handler politely declines and continues with the stock down the road. The dog ensures the stock stay on the road and does not enter the stand.
6. **Traffic Road/Vehicle Pass: Mandatory element (10 pts):** While stock is in the stationary graze, the level 3 and 2 Shepherds will encounter a car moving on the farm road along the edge of the graze. The dog will protect the flock as the car passes. The car will move along 2 sides with Level 3. Level 1 Shepherds – the car parked on the road next to the wide graze and the dog must keep the stock from molesting the car.
7. **Bridge – Elective element (10 pts):** Level 1 and 2 lead the flock through the bridge while the dog remains at the entrance to ensure all enter, then follows through the bridge behind the flock. Level 3 – The Shepherd leads the flock through the bridge, but there are a couple of hikers on the other side waiting to go across after the sheep. The hikers ask directions from the handler as they pass. The hikers then walk across the bridge. The dog should remain with the flock – not follow the hikers.
8. **Re-Pen – Mandatory element (10 pts):** At the night pen, the dog is positioned to hold the flock off the gate to allow the shepherd access to the gate and are able to open it fully to allow the flock to enter the pen. Once everyone is in the pen and the gate is closed, time ends.
9. **Roadwork/General Behavior-Mandatory - 15 pts:**

## Basic Course Information –

- The course terrain is native prairie grass, due to droughty conditions – we have a lot of granite gravel that can be harsh to some dog's feet.
- There are no "Out of Bounds" on this Course.
- Road and graze boundaries are marked by furrows with electric fence posts designating corners. Bridge is elevated gravel bottom
- Approximate course distances in feet: Level I – 2570ft/ 857yards  
Level II 3004 ft/1001 yards Level III 3004/1001 yards
- Optional Alternate Elements: Bridge with distraction and Lemonade Stand with people.
- The moving graze 303 ft/100 yards x 50ft. Level 1 stationary graze 100 ft/33 yards x 135 ft/45 yards. Level 2 & 3 stationary graze 135 ft/45 yards x 210 ft/70 yards.
- Time limits: Level I – 35 minutes, Level II – 40 minutes. Level III – 45 minutes.



**BTD Course—July 2 2026**

**Judge: Kerstin Smietana**

Level 1

Judge will assign alternating grazes for level 1 exhibitors—Purple or White.

1. Leave Pen
2. Move flock into Moving Graze from south to north.
3. Turn left at end of moving graze to East Farm Road, turn left and move flock to assigned stationary graze.
4. Leave Stationary graze, head north to Manning Lane, turn left on Manning Road.
5. Move stock past lemonade stand to Richardson Road.
6. Enter Richardson Road heading south..
7. Move stock to right side of road to pass stationary vehicle.
8. Turn left onto Bridge road.
9. Lead stock through bridge then return to the night pen.
10. Re-pen.



RTN – Ranch Trial, Large Flock  
Sheep Course and Goat Course  
Friday, July 3, 2026  
Judge: Kerstin Smietana

25+ head of sheep or 25+ head of goats are contained in the WPT arena. Handler and dog enters from the South gate and proceed to the handlers post located at the midpoint of the east fence. Time limit – 20 minutes

1. (10 pts) Gather: Stock are gathered from the PT Arena and brought to handlers post, then taken to the PT exhaust pen gate
  - a. H1 – may position dog halfway from the handler's post to the stock, handler may approach within 15 ft of stock.
  - b. H2 – dog is positioned at the handler's post, handler may move half way between post and stock.
  - c. H3 – dog is positioned at the handler's post and handler must remain at the post until the stock are brought to the post.
2. (10 pts) Gate Sort: The handler sorts 25 head from the flock into the PT exhaust pen through the north gate. (\*H3 – must be sure to include a minimum of one head wearing a ribbon).
3. (10 pts) Gates/alleyway/pen: Obstacle 1 – Difficult passages  
Handler and dog take remaining sheep or goats through the brown side gate into the handling system pen, traverse the pen to the south gate and exit.
4. (10 pts) Wide Graze: Stock is moved along the narrow road to the entrance to the graze. Once the handler and stock reach the entrance on the west side of the graze, the stock is allowed to enter the graze and settle. The dog is expected to keep the stock within the graze area for the duration of the graze (5 minutes)
5. (10 pts) (\* H3 only special task): During the wide graze – the handler will enter the graze and touch the head of a designated animal.
6. (10 pts) Gather 2/Fetch Drive:
  - a. H3 - The handler leaves the stock and proceeds to the handler's post in the center of the trap. The handler sends the dog to gather the stock and fetch them to the handlers post. The stock is turned around the H3 post clockwise and driven to the road. (where the marker is on the fence)
  - b. H2 – The handler leaves the stock and proceeds to a point halfway from the graze and the H3 handlers post to gather the stock towards the

handler to the H3 Handlers Post. The stock is turned around the H3 post clockwise and the fetch/driven to the road where the marker is on the fence). The dog must be driving the stock from the marker 60ft from the road with the handler either behind or to the side a minimum of 15 ft from the dog

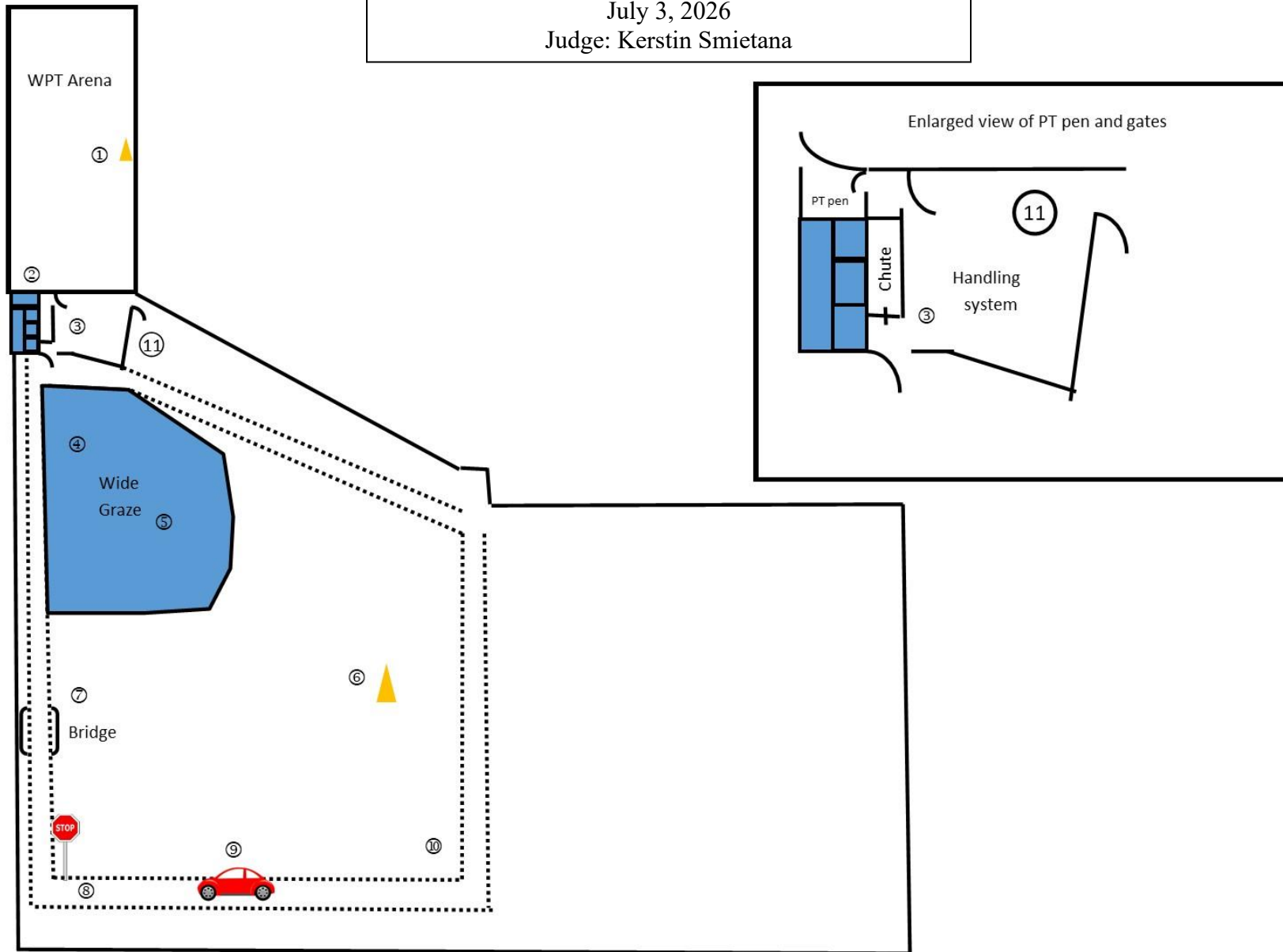
- c. H1 – The handler sends the dog to gather the stock from the graze and fetch/drives to the marker on the fence.
7. (10 pts) Bridge: Obstacle 2 - Handler and dog take the flock across the bridge.
  - a. H1 & H2: may position themselves as necessary to accomplish the task
  - b. H3 – The handler may go no further than the edges of the bridge and must remain there until the dog pushes the stock through the bridge, whereupon the handler may move.
8. (5 pts) Traffic Stop: The handler positions the dog to affect a stop and hold prior to the stock entering the traffic road allowing the handler to check for traffic. Once the handler determines the road is safe, the handler leads the flock onto the traffic road
9. (5 pts) Passage of the Car: Obstacle 3 - With the dog working between the stationary car and the flock, preventing the flock from interfering with the car or being endangered by the car. The flock should continue to move during the passage.  
  
Handler/dog continues down the traffic road to where it rejoins the narrow road and turns north returning to the handling system pen.
10. (10 pts) Road work: The stock is to stay on the road and move in a calm organized manner throughout the course.
11. (10 pts) Gate work/Difficult passages: Obstacle 4: The handler and dog then return to the handling system pen entering from the east gate, then back into the PT exhaust pen and exhausts them into the PT with the balance of the flock. Time ends when the dog and handler exit the south east gate of the PT arena.

Tie breaker #1 – best score on #6

Tie breaker #2 – best score on #2

H1 & H2 maximum points 90 H3 maximum points 100

RTN RLF Sheep and Goats Diagram  
July 3, 2026  
Judge: Kerstin Smietana

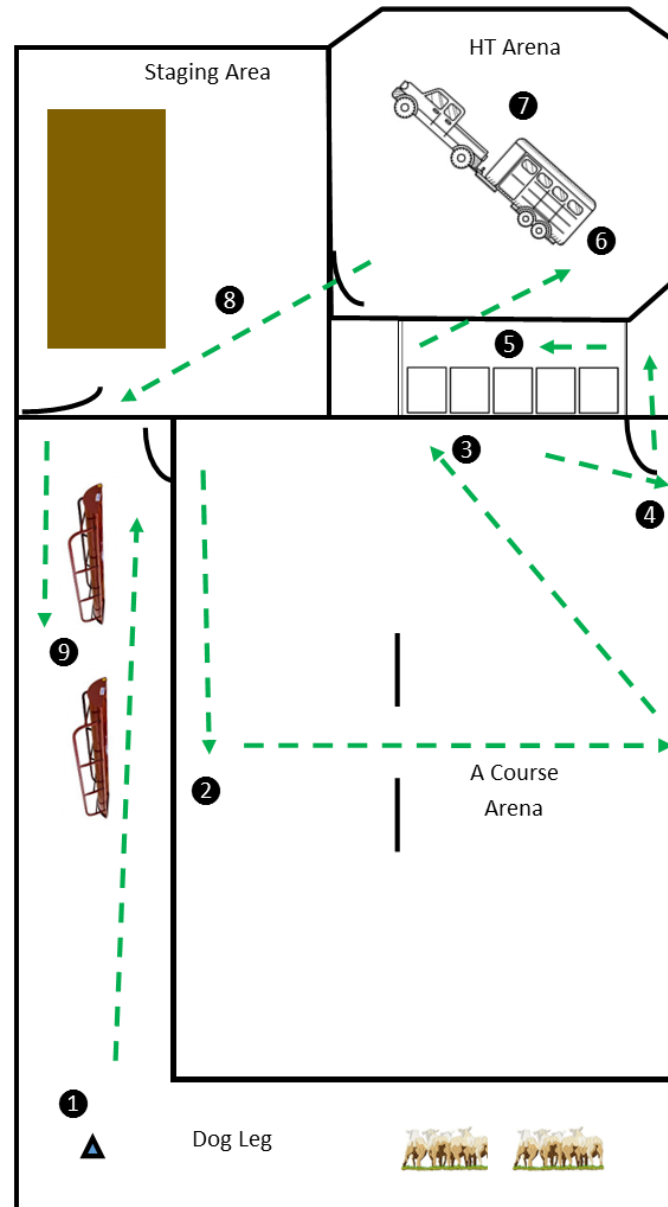


RTN Ranch – HRD  
 Sheep Course and Goat Course  
 Saturday July 4, 2026  
 Judge – Kerstin Smietana

HRD Diagram - July 4, 2026 Judge Kerstin Smietana

The course starts with 10 head of livestock in the (5 with collars and 5 without), and 10 head in the A course sorting pens (5 with collars/5 without). 20 minutes

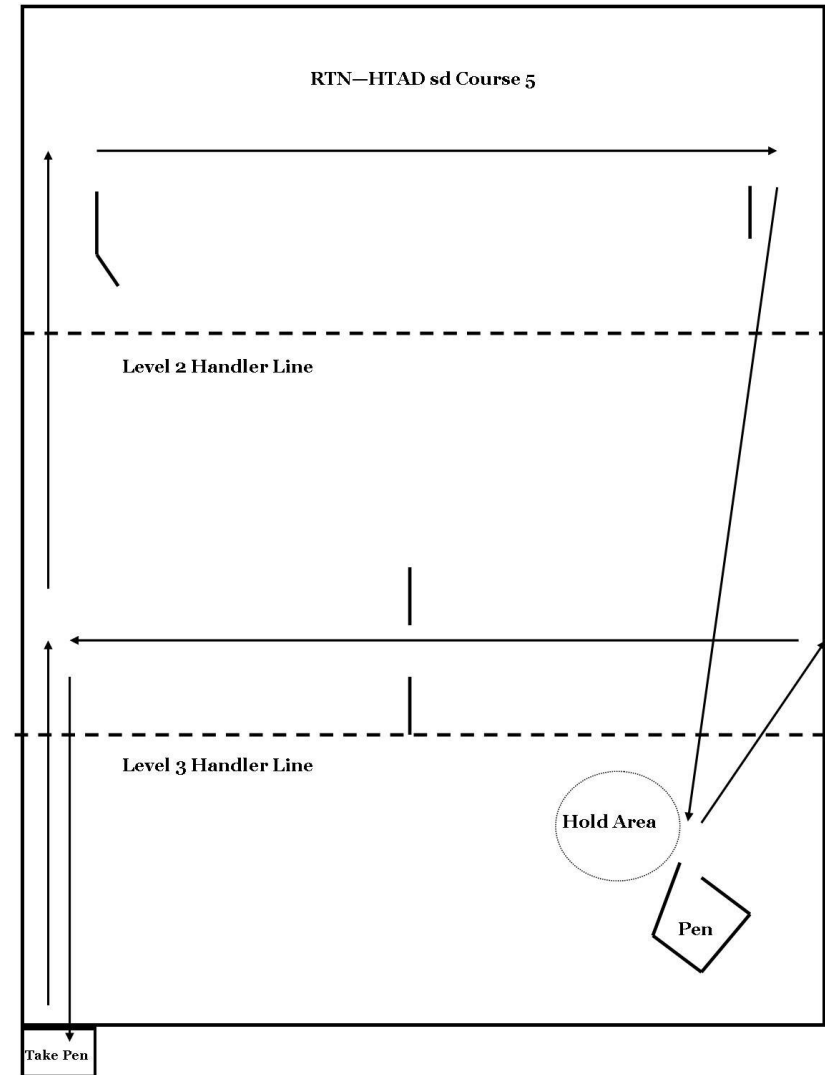
1. Gather (10 PTs) – Stock is gathered from the Dog Leg and brought to the small green gate in the A Course arena. Then moved through the gate into the A course.
  - a. Level 3 – handler and dog start at their appointed marker
  - b. Level 2 – dog starts at the Level 3 marker and handler may approach ½ to stock
  - c. Level 1 – dog is left at the level 1 marker and handler may approach to 15 ft from the stock.
2. Fetch/Drive (15 PTs) Stock is moved to the 4 marker, then across the arena to the 5 marker. Stock is moved back across the arena to the holding pens on south end of arena
  - a. Level 3 – Drive starts once stock is at the 4. Handler remains at the 4 until stock reach the west fence, then may move to the sorting pens.
  - b. Level 2 – Handler and dog fetch/drive stock to the centerline, then dog must drive stock the rest of the distance to the west fence, handler must remain a minimum of 15 ft behind or parallel to the dog.
  - c. Level 1 – Handler and dog fetch/drive stock the 4 to the 5..
3. Sort (10 PTs) – Stock is sorted into 1 set of 5 head into an empty pen (either 1 or 3)
  - a. Level 3 – Handler must sort all uncollared stock in pen.
  - b. Level 2 – Handler must sort a minimum of 3 with collars in pen
  - c. Level 1 – Handler sorts any 5 into pen.
4. Chute (10PTS) – Remaining 5 head are moved to the exhaust gate at the west end of the holding pens. Stock is moved into the chute with the dog holding them in the pen while the handler moves to the front gate to allow the stock to enter the alleyway.
  - a. Level 2 & 3 – Handlers must leave the arena through the 5<sup>th</sup> pen, leaving the dog holding the stock in the pen. Then open the gate from the alleyway.
  - b. Level 1 – may lead the stock into the pen and open the gate.
5. Alleyway/Gatework 1 (15 PTs) – Remaining 5 head are moved through the alleyway and exhausted into to the open pen next to the pen used in the sort (#3). The stock in pens not used – are unpenned and exhausted into the HT arena.
6. Trailer (10PTS) – Stock is gathered to the stock trailer in the HT arena. Stock are loaded/unloaded.
  - a. Level 3 – Handler opens rear trailer door and steps into trailer to manage the separator door. Loads 5 in the front compartment. Then loads the other 5 in the back compartment.
  - b. Levels 1 & 2 – Handler opens rear trailer door and loads all 10 into the open trailer.
7. \* Level 3 only (10 pts) – Take the 5 head in the front out through the side door, then unload the ones from the rear, securing the separator panel against the wall of the trailer.
8. Gatework 2 (10 pts) – Stock is moved out of the HT arena across the staging area and into the dog leg.
9. Hold off feeders (10 PTs) – stock is moved to area near the water tanks and dog must hold stock while handler gets a scoop of grain and spreads in the feeders.



- First tie breaker on #5, second tie breaker on #6

**RTN – HTADsgd Course 5 – Take pen, gate sort on sheep, goats and ducks**

1. (10 PTS) Take Pen: Take 5 head of stock from the take pen in the corner of the arena. **In all three classes, the lead is removed before the handler opens the take-pen gate.**
  - a. **For exiting the stock, HTAD III handlers may not enter the pen.**
  - b. **For HTAD II, handlers may enter the pen with the dog but should not move the stock themselves.**
  - c. **For HTAD I, the handler may assist the dog in moving the stock. A heavy penalty shall be assessed for the handler going in the take pen alone (i.e., without using the dog) or for taking the dog in on lead. If the stock come out on their own volition without the handler or dog entering, there is no penalty**
2. (10 PTS) Fetch/Drive 1: Proceed up the long end of the arena to Y Chute
  - a. H1 may fetch or drive up to the Y
  - b. H2 may fetch to the H2 handler line
  - c. H3 must remain behind H3 handler line
3. (10 PTS) Y Obstacle
  - a. H1 may move with stock, but may not enter obstacle
  - b. H2 must remain at H2 Handler line
  - c. H3 must remain at H3 Handler line
4. (10 PTS) Fetch/Drive 2 - Turn right from the Y and fetch/drive stock across the arena to the breeze way panel, move sheep to breezeway
  - a. H1 may fetch drive across the arena
  - b. H2 parallel drives across the arena using H2 line
  - c. H3 parallel drives across the arena using H3 line
5. (10 PTS) Breezeway – stock is moved through breezeway, then to the pen. H1 are not allowed to enter breezeway. H2 & H3 meet stock at lines.
6. (10 PTS) Pen: The free standing pen in the SE corner of the arena, pen the stock
7. (10 PTS) Hold: Remove from the pen – hold in an area in front of the pen.
8. (10 PTS) Fetch/Drive 3: Proceed to #4 on the east fence, turn left and take stock through the cross drive panels from east to west.
9. (10 PTS) (\*) H3 Sheep and ducks – Gate sort sheep two sheep or ducks into holding pen.
10. (10 PTS) Repen stock.
  - First tie breaker on #3
  - Second tie breaker on #4



AGREEMENT

In consideration for participation in an event sanctioned by the American Herding Breed Association (AHBA) and held at Rancho Terra Norte home of Val Manning and Doug Richardson, I (we) agree to assume all responsibility for any claim, loss or damage, of whatever kind or nature, whether to person or property, which may be caused at or near this event, either directly or indirectly, by me (us) or the dog(s) I (we) have entered in or brought to this event. I (we) further agree that I (we) will hold the AHBA, its officers, directors, agents or members and Val Manning and Doug Richardson, and their employees/help working this event, harmless and defend them from any and all liability for any injury, claim, damage or loss, of whatever kind or nature, whether to person or property, caused at or near this event. I (we) agree to indemnify the AHBA, its officers, directors, agents or members and Val Manning and Doug Richardson, and associated persons, for any loss, cost or expenses, including attorney fees and costs, to which the AHBA, its officers, directors, agents or members and Val Manning and Doug Richardson, and associated persons might be subject as a result of any claim, suit, loss or damage caused in any way by any act or negligence on my (our) part or on the part of any dog(s) I (we) have entered in or brought to this event. I (we) acknowledge that while the AHBA may provide sanctioning for this event with regard to the issuing of titles, it and Val Manning and Doug Richardson, and associated persons do not have and do not exercise control over the conduct of those present. I (we) certify and represent that the dog(s) I (we) have entered in or brought to this event is/are not a hazard to other dogs, other animals, or to people.

I (we) will pay for any livestock injuries or replacement value in the event of death of any livestock by my (our) dog(s). In case of any injury to any stock caused by the dog(s) entered or said dog(s) actions thereof, I (we) will assume total responsibility for any damage. I (we) agree to pay the full market value, as set forth and noted in this event's premium, of the injured animal in case of serious injury, or the veterinarian bill or its equivalent if the injury is slight.

Signature of entrant: X



**Enter  
On-line!**

**It is now possible to enter RTN Herding Trials  
On-line from our secure website!**

**www.ranchoterranorte.com**

**Click on the online store tab!**

**Entries will be accepted until 8 PM MST the day  
prior to the trial**



*Rancho Terra Norte*

Home of the  
Northern Colo Herding Co-op







I certify that I am the actual owner of the dog or that I am the duly authorized agent of the actual owner whose name I have entered above. In consideration of the acceptance of this entry, I (we) agree to abide by the rules and regulations of the American Herding Breed Association in effect at the time of this event and by any additional rules and regulations appearing in the premium list for this event and further agree to be bound by the "Agreement" printed on the reverse side of this entry form. I (we) certify and represent that the dog entered is not a hazard to person(s) or other dogs. This entry is submitted for acceptance on the foregoing representation and agreement:  
SIGNATURE of owner or agent duly authorized to make this entry:

X

TELEPHONE # \_\_\_\_\_

E-Mail: \_\_\_\_\_

AMERICAN HERDING BREED ASSOCIATION ENTRY FORM  
**Rancho Terra Norte' 1227 E. County Road 82 Wellington, CO 80549**  
**AHBA, Boundary Tending Dog Trial – July 2, 2026,**  
**Large Flock Ranch Trial – July 3, 2026 HRD Ranch Trial – July 4, 2026 and**  
**AHBA HTAD and HTD Herding Trial/HCT & JHD Tests – July 8, 2026**  
 Judges: Kerstin Smietana (BTDsg, RLFsg, HRDsg), Roy Sage (HTADsg), George "Rusty" Jeffers (HTDsg, HTAdd and HTDd), Val Manning (Tests Leg 1), Roy Sage (Tests Leg 2)  
 Kerstin Smietana (JBD, Leg 1), Rusty Jeffers (JBD, Leg 2)  
 Entry Fees – BTD/RLF/HRD \$60, HTAD/HTD \$50, HCT & JHD/JBD \$45  
 Closing when limits reached.  
 Entry limit: 18 tests, 20 BTD/RLF/HRD sheep and goats combined per trial  
 10 HTAD sheep, 10 HTAD goats, 10 HTAD ducks, 10 HTD Sheep, 10 HTD Goats, 10 HTD ducks  
*Day of entries accepted ONLY as space and/or time allows.* Mail entries with fees to **Val Manning**  
 1227 E County Road 82, Wellington CO 80549. *Overnight delivery address: same.* You must WAIVE  
 SIGNATURE on express entries. All entry fees payable in U.S. Funds. Use a separate entry form for  
 each dog entered or if entry is different between each trial but entering all trials.  
 I enclose \$ \_\_\_\_\_ for entry fees. **Make check or money order payable to Terra Norte'.**  
**IMPORTANT -- Read and Sign Reverse Side before completing. Must sign BOTH signature places.**

Breed: \_\_\_\_\_ Sex: \_\_\_\_\_ Date of Birth \_\_\_\_\_  
**"Exhibition only" classes are offered at these trials.**

Trial Class														
RLFs I	<input type="checkbox"/>	RLFg I	<input type="checkbox"/>	HRDs I	<input type="checkbox"/>	BTD I	<input type="checkbox"/>	HRDg I	<input type="checkbox"/>	HTADs I	<input type="checkbox"/>			
RLFs II	<input type="checkbox"/>	RLFg II	<input type="checkbox"/>	HRDs II	<input type="checkbox"/>	BTD II	<input type="checkbox"/>	HRDg II	<input type="checkbox"/>	HTADs II	<input type="checkbox"/>			
RLFs III	<input type="checkbox"/>	RLFg III	<input type="checkbox"/>	HRDs III	<input type="checkbox"/>	BTD III	<input type="checkbox"/>	HRDg III	<input type="checkbox"/>	HTADs III	<input type="checkbox"/>			
Trial Class														
HTADg I	<input type="checkbox"/>	HTADd I	<input type="checkbox"/>	HTDs I	<input type="checkbox"/>	HTDg I	<input type="checkbox"/>	HTDd I	<input type="checkbox"/>		<input type="checkbox"/>			
HTADg II	<input type="checkbox"/>	HTADd II	<input type="checkbox"/>	HTDs II	<input type="checkbox"/>	HTDg II	<input type="checkbox"/>	HTDd II	<input type="checkbox"/>		<input type="checkbox"/>			
HTADg III	<input type="checkbox"/>	HTADd III	<input type="checkbox"/>	HTDs III	<input type="checkbox"/>	HTDg III	<input type="checkbox"/>	HTDd III	<input type="checkbox"/>		<input type="checkbox"/>			
Test Class	Leg			Leg			Non- Compete:			CH Pts:				
HCTg	<input type="checkbox"/>	(1) (2)	JHDg	<input type="checkbox"/>	(1) (2)	JBD I	<input type="checkbox"/>	(1) (2)	JBD II	<input type="checkbox"/>	(1) (2)	JBD III	<input type="checkbox"/>	(1) (2)

Full Name of Dog: \_\_\_\_\_

Registry & Number: \_\_\_\_\_ Call Name: \_\_\_\_\_

Breeder: \_\_\_\_\_

Sire: \_\_\_\_\_

Dam: \_\_\_\_\_

Actual Owner(s): \_\_\_\_\_

Owner's Address: \_\_\_\_\_

City \_\_\_\_\_ State \_\_\_\_\_ Zip \_\_\_\_\_

Name of Handler: If not owner. \_\_\_\_\_