

St Louis Herding Club

American Herding Breed Association Trials



Friday May 1, Saturday May 2, and Sunday May 3, 2026

2 RLF Sheep Trials & 1 HTAD Ducks on Friday

HRD Cattle & Sheep courses, Saturday & Sunday

Cattle, Sheep & Ducks HTD courses, Saturday & Sunday

Cattle, Sheep & Ducks HTAD courses, Saturday & Sunday

Judges: Kelly Fonkalsrud, Robin Reasoner, Tracy Parciak

Event Secretary: Jennifer Jones

niferj14@gmail.com

Purina Farms Herding Fields, 200 Checkerboard Dr, Gray Summit, MO 63039

Event Hours: 7 am to 6 pm each day

Event will be held outside regardless of weather

Permission has been granted by the American Herding Breeds Association (AHBA) to hold the Trials under the AHBA Rules and Regulations.

Open to all Dogs of the Herding Breeds and Multi -Purpose Breeds with Herding Background, as listed in the AHBA Breeds List (Dogs must be 9 months or older for trial)

Friday, May 1, 2026

Trial #1 AM RLF I, II, III Sheep (30 Head) 9 Runs

Judge: Robin Reasoner

Trial 2 PM RLF I,II,III Sheep (30 Head) 9 Runs

Judge: Kelly Fonkalsrud

HTAD Duck Trial Course 2

Gate Sort (2) Take Pen

Judge: Tracy Parciak

Saturday, May 2, 2026

HRD - 18 Runs

50 Combined Runs Per Judge

Judge: Robin Reasoner

Trial 1 (AM)HRD I, II, and III Cattle (6) – 9 Runs

Judge: Robin Reasoner

Trial 2 (PM) HRD I, II, and III Sheep (15) 9 Runs

Judge: Kelly Fonkalsrud

HTD I,II,III Ducks (Level III Shed)

HTAD I, II, and III Ducks Course 2, Take Pen, Gate Sort (2)

Judge: Kelly Fonkalsrud

HTAD I, II and III Sheep & Cattle Course 4, Take Pen, Gate Sort (2)

HTD I, II, III Sheep (Ribbon Pull) & Cattle Shed

Sunday, May 3, 2026

HRD - 18 Runs

50 Combined Runs Per Judge

Judge: Kelly Fonkalsrud

Trial 1 (AM) HRD I, II, and III Cattle (6) – 9 Runs

Judge: Kelly Fonkalsrud

Trial 2 (PM)HRD I, II, and III Sheep (15) 9 Runs

Judge: Robin Reasoner

HTD I,II,III Ducks (Level III Shed)

HTAD I, II, and III Ducks Course 2, Take Pen, Gate Sort (2)

Judge: Robin Reasoner

HTAD I, II and III Sheep & Cattle Course 4, Gather, Gate Sort (2)

HTD I, II, III Sheep & Cattle Level III Ribbon Pull (Sheep) Shed (Cattle)

Test/Trial Committee

Chairman	Tracy Parciak
Test/Trial Secretary	Jennifer Jones
Course Director	Bettie Kinsley
Chief Stock Handler	Tracy Parciak
Veterinarian (on call)	John Stolz, DVM Veterinarian Clinic Washington, MO 636-239-5445
Emergency	911

Livestock

Katahdin and Cross Breed Sheep (Value \$250 per head)
Call Ducks (Value \$75 per head)

Cattle Angus Cross Market Value

Entry Fees

\$40.00 for each Duck Trial Class

\$60.00 for each RLF Sheep Class

\$60.00 for each Cattle HRD HTAD HTD Class

\$50.00 for each HRD HTAD HTD Sheep Class

Entries

There must be a separate entry form for each dog entered. Entries must be signed. Mail entries with fees to the trial secretary. You must waive the signature requirement for delivery services, if applicable. Entries will be accepted until the trial levels are full. Entries will be accepted in order received.

You may either obtain an AHBA registration number or use your dog's registration number from another organization.

Make checks payable to the **St Louis Herding Club**. Mail entry and check, payable in US Funds, to: Jennifer Jones, 21 Homewood Dr., Kirkwood MO, 63122

Awards

Ribbons will be awarded for 1st – 4th place in each class. Qualifying ribbons will be awarded to all dogs receiving a qualifying score. HIT and RHIT ribbons will be awarded for each event/ trial as listed below

Friday Trial

Trial 1 RLF Sheep HIT and RHIT

Trial 2 RLF Sheep HIT and RHIT

HTAD Ducks HIT and RHIT

Saturday & Sunday

HRD Cattle & Sheep HIT and RHIT

HTD, HTAD Courses are combined for HIT and

RHIT awarded to the highest score in each stock.

Please CLEAN UP AFTER YOUR DOG AND YOURSELF. We ask for the cooperation of exhibitors in helping to keep the test/trial location as clean as possible in order for us to retain the use of this facility for future events.

Entry fees will not be refunded in the event that a dog is absent, disqualified, excused by a veterinarian or judge, or barred from competition by action of the test/trial committee. Entry fees will not be refunded if the test/trial cannot open or be completed by reason of riot, civil disturbance, fire or act of God, public emergencies, act of public enemy, strike or any other cause beyond the control of the club.

Entries must be made on Official AHBA entry forms or copies and must include the Release Form. Owners are responsible for any errors in making out entry forms.

There is a \$25 returned check fee.

Dogs need to be present only for scheduled judging.

Judges need not wait for any dog holding up a class.

Owners or agents alone are responsible for the presence of the dog in the ring. ALL DOGS MUST BE ON LEAD EXCEPT WHEN BEING JUDGED IN THE ARENA.

Dogs may wear only plain buckle or snap-lock collar (no tags) or may work without a collar at trial levels.

Bitches in season are permitted to run.

Exhibitors should follow their veterinarians' recommendation to ensure their dogs are free of internal and external parasites and any communicable diseases and have appropriate vaccinations.

The St Louis Herding Club, its Board, Officers and Members, the test/trial chair, secretary, committee, and Purina Farms and its employees will not be liable for any loss or injury which may be sustained through disappearance, loss, theft, communicable disease, parasites, injury and/or death of dogs entered in this event.

Directions to Purina Farms:

Take I-44 to Gray Summit (Exit 253). Go north two blocks on Missouri Highway 100 to County Road MM. Turn left on MM and go west about 3/4 miles to Purina Farm's herding field on left. Parking lot is just before the white barn.

AHBA Sanctioned Herding Trials
St Louis Herding Club – Entry Form

Please make checks/money orders payable to the **St Louis Herding Club**. Mail completed, signed entry form and payment to Jennifer Jones, 21 Homewood Dr., Kirkwood MO 63122

Dog's Name: _____ Call name: _____

Registry: _____ Reg Number: _____ Date of birth: _____

Breed: _____ Sex: _____

Sire: _____ Dam: _____

Breeder: _____

Owner: _____

Address: _____

Phone: _____ Email: _____

Check the row for the class you want to enter. You can only enter one class (I, II or III) per event (column).

Trial class entered	RLF Sheep		HRD Sheep		HTD Sheep		HTD Ducks		HTAD Sheep		HTAD Ducks	
	Fri 1	Fri 2	Sat	Sun	Sat	Sun	Sat	Sun	Sat	Sun	Sat	Sun
I												
II												
III												
HRD Cattle	Sat	Sun	HTD Cattle	Sat	Sun	HTAD Cattle	Sat	Sun				
Level I												
Level II												
Level III												

Entry form must be returned with the release form signed. Any entries received without the signed release will not be accepted.

RELEASE FORM

In consideration for participation in an event sanctioned by the American Herding Breed Association (AHBA), I agree to assume all responsibility for any claim, loss or damage, of whatever kind or nature, whether to person or property, which may be caused at or near this event, either directly or indirectly, by me or the dog or dogs I have entered in or brought to this event. I further agree that I will hold the AHBA, its officers, directors, agents and members harmless and defend them from any and all liability for any injury, claim, damage or loss, of whatever kind or nature, whether to person or property, caused at or near this event, whether directly or indirectly, by me or any dog I have entered in or brought to this event. I agree to indemnify the AHBA, its officers, directors, agents and members for any loss, cost or expense including attorney's fees and costs, to which the AHBA, its officers, directors, agents or members might be subject as a result of any claim, suit, loss or damage caused in any way by any act or negligence on my part or on the part of any dog or dogs I have entered in or brought to this event. I acknowledge that while the AHBA may provide sanctioning for this event with regard to the issuing of titles, it does not have and does not exercise control over the conduct of the event or those present. I certify and represent that the dog or dogs I have entered in or brought to this event is/are not a hazard to other dogs, other animals, or to people.

I (we) will pay for injuries or replacement value in the event of the death of any livestock by my (our) dog. If injury to any stock is caused by my (our) dog entered or brought to this Herding Test/Trial, I (we) assume full responsibility for any damage. I (we) agree to pay full market value of the injured animal in case of injury or the veterinary bill for the injury, whichever is agreed to by the Livestock Owner.

Signature of Entrant

Date

2026 SLHC AHBA RANCH DOG COURSE
(TEAM REFERS TO DOG AND HANDLER UNLESS SPECIFIED OTHERWISE)
15 HEAD OF STOCK WILL BE USED

Course Description: Throughout the course, the emphasis should be on smooth, calm, practical work, the sheep should move steadily and quietly, without rushing, lagging or weaving. Except as otherwise specified on certain parts of the course, the dog and handler may take various positions relative to the sheep throughout the course. Each group will have 4 marked sheep.

The time limit for the course is 20 minutes for HRD I, 25 minutes for HRD II and 30 minutes for HRD III.

1. **Exit from Pen/Barn Lot (10 Points).** Stock is taken from Pen A-E as directed by the judge and allowed to enter sorting pen. Exercise finished when all (15) exited, and gate is closed.
HRD III - Handler remains outside/at gate. **HRD II** - Handler can enter pen and go 1/2 way to stock. **HRD I** - Handler may enter pen and assist dog in any position as needed.
2. **Sorting/chute alleyway/scale (15/10/10 Points).** Stock is directed to Gate #7 and (10) sheep are sorted into the small pen. **HRD III** - At least 3 marked sheep must be sorted. **HRD II** - At least 1 marked sheep must be sorted. **HRD I** - Any 10 sheep may be sorted.
The 10 sorted sheep are placed into pen F. All Teams return through Gate #7 and gather remaining (5) head, moving stock along pens through Gate #8 into fenced area adjacent to wooden alley, squeeze chute and scale. Gate #8 is closed leaving dog and 5 head of stock in pen while handler opens sliding gate at entrance of wooden alley. Dog is directed to move stock through alley. Handler closes sliding gate and directs dog to hold stock until scale door is opened allowing stock to exit into the small pen. Scale door is closed (all others remain open). (Dog should not harass stock in alley, scale or small pen). Exercise is finished when stock and dog exit scale and door is closed.
3. **Load Trailer (10 Points).** Handler proceeds to Gate #9 and moves (5) sheep through Gate #9 along pens through Gate #10 into pen.
HRD III and II - Five head of stock are loaded into trailer, closing trailer gate to prevent escape. **HRD I** - Stock is penned but not trailered. Exercise is finished when stock is loaded or in pen (HRD I).
4. **Take From Pen, Bridge, Narrow Chute (10 Points).** Team returns through Gates #10 and 9, opening gate to pen (F) and Gate #6 Dog is sent to gather stock from pen F moving them down 14x100- alley to Gate #2.
HRD III - Dog is sent from concrete bridge (slab) to gather stock (10 head). **HRD II** - Dog is sent from outside F pen gate. **HRD I** - Team can enter F pen and gather stock.
Dog holds stock from returning up alleyway to barn while handler opens Gate #2. Stock enters 50X50 pen. Team moves stock across pen through Gate #3 and into alley. Team takes stock through the alley making a left turn to Gate #5. Stock is allowed to enter the 100x200 arena through Gate #5. Exercise is finished when stock and Team are in the arena and Gate #5 is closed.
5. **Gather (10 Points).** Dogs should gain control of stock immediately upon entering the 100x200 arena. Team performs a controlled hold to settle stock in the middle of the arena near Gate #5. Handler calls dog off and proceeds to the handler's post/cone. Dog is sent to gather stock to the handler's post, passing counterclockwise. Exercise finished when last head of stock turned the handler's post. **HRD III** - Handler remains at post for gather. **HRD II** - Dog remains at post, handler may go 1/2 way to stock. **HRD I** - Dog can be placed 1/2 way between handler's cone and stock. Handler can move to a position within 15ft. of stock.
6. **Panel Obstacle, 2 Obstacle, Free Standing Pen. (30/25/25 Points).** The stock is fetched/driven from the handler's post through panel obstacle. Once stock has passed through panel obstacle, they are turned right (East) toward the board fence then back (South) toward the #2-Y-chute Obstacle. (The stock should pass through the #2 Obstacle (Y-chute) from the North end). Once stock exit the #2 Obstacle, they are taken across the arena and put into the free-standing pen. (All levels pen stock).
HRD III - Handler remains at cone until stock has entered the #2 obstacle. **HRD II** - Handler drives stock to Panel obstacle, then may fetch/drive to #2 Obstacle & freestanding pen. **HRD I** - Handler may fetch to #2 Obstacle & Freestanding pen.
Stock is removed from the freestanding pen. **HRD III** - Stock is taken to the area near the handler's post to touch a marked sheep, then to Gate #4. **HRD II and I** - Proceed to Gate #4. Exercise is finished when the sheep is touched, and stock is in the area of Gate #4.
7. **Regroup, Bridge, Re-pen (15 Points).** Team and stock proceed through Gate #4 to Gate #2. Dog holds stock off Gate #2, while handler opens Gate #2 and returns to pen F to close gate. Team directs stock into alleyway returning to barn. Dog holds stock while handler closes Gate #6. Team leaves stock in small pen and moves through Gates #9 and 10. Team gathers stock from trailer/pen returning through Gates #10 and 9 to re-unite stock in small pen. Team moves all 15 head of stock through Gate #7 into sorting pen and re-pens them in their original pen A-E.

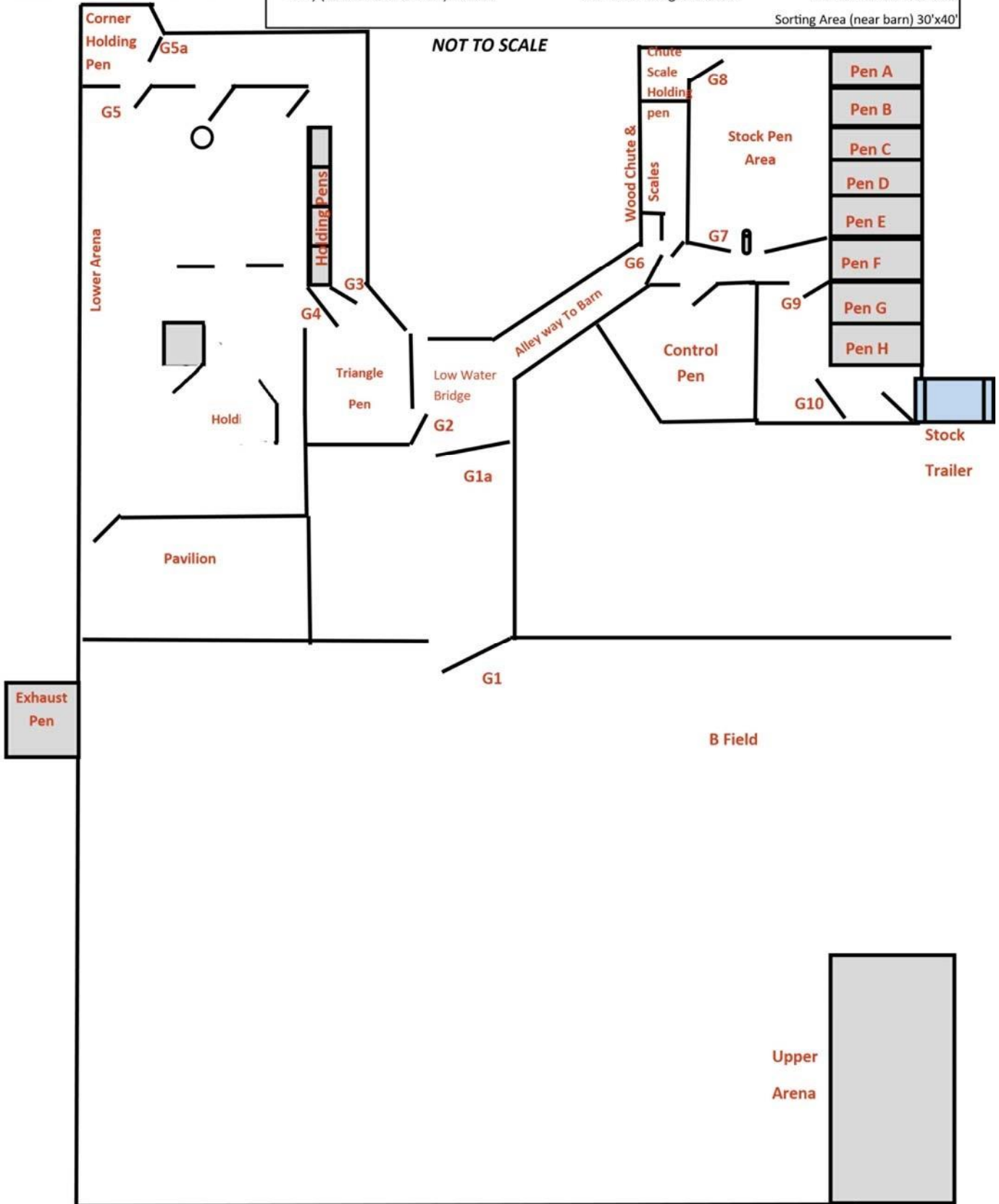
Exercise finished.

TOTAL POINTS: 100/90/90 TIES BROKEN AS FOLLOWS: EXERCISE # 2 EXERCISE # 6 COURSE TIME

2026 SLHC AHBA Ranch Dog Course Sheep and Cattle



Lower Arena 100'x200'	Triangle Pen 50'x50'	Pens A-E 20'x70' Each
Upper Arena 130'x200'	Holding Pens along Lower Arena 5'x7'	Stock Pen Area 100'x30'
B Field 4.5 Acres	Corner Holding Pen 12'x30'	Wooden Chute & Scale 70'x3'
Alley (Lower Arena to Barn) 14'x100'	Low Water Bridge 10'x18'x4'	Control Pen 60' Diameter
		Sorting Area (near barn) 30'x40'





**2026 SLHC AHBA RANCH LARGE FLOCK
FRIDAY (RLF) Sheep 30 minutes allowed**

**Notes: Close all gates when passing through, unless otherwise stated.
Three head of sheep are marked with ribbons for III & II teams.**

Section on 1 Gather, Free Standing Obstacle, & Settle 20 pts Gather 30 head of sheep from Upper A field (150). (RLFIII) Handler should stay at gate and send dog to gather. (RLFII) Team may walk into the arena and up to the drive panels. (RLF I) Team to fetch sheep and Handler may assist dog as needed. Move sheep into B field. Proceed down the field moving sheep through 1st set of HTD Drive Panels. Se le Sheep at or near handler's cone.

Section 2 Sort & Pen 25/20/20 pts Proceed to fetch/drive sheep to Gate 1. Dog should hold sheep off Gate 1 for handler to open. Move sheep along gravel path through Gate 1a & 2 (set of 2 red gates). If sheep drift up alley, gather and proceed through Gate 2 into Triangle Holding Pen. Sort 8 head using Gate 3 into second holding pen; (RLFIII) sort should include at least one marked sheep. Sort another 8 head into third holding pen.

Section 3 Take Pen 5pts Handler & dog go to Gate 4, gather remaining 14 sheep from Triangle Holding Pen and move all into A field. Leave Gate 3 open, close Gate 4.

Section 4 Drive & Locate Marked Sheep 10 pts (RLFIII) Handler moves to North cone. Gather sheep to vicinity of cone and drive sheep through panels and allow to se le. (RLFII) Handler moves to middle cone. Gather sheep to vicinity of cone and drive sheep through panels and allow sheep to se le. (RLF I) Drive/fetch sheep through panels and allow sheep to se le.

(RLFIII & RLFII) Remove a ribbon from marked sheep in vicinity of panels. (RLF I) Se le and hold sheep in vicinity of cone.

Section 5 Gather & Alley 15/10/10 pts (All) Fetch/Drive sheep through Gate 5 into Corner Holding Pen. Sheep are then moved through small gate into and through L shaped Chute on outside of A Field. Sheep will go pass sheep in pens and go through Gate 3 into Triangle Pen. Sheep in side pens should be collected along the way in a safe manner. Sheep should not be allowed to turn back in Chute. All 30 sheep are now in Triangle Holding Pen.

Section 6 Sort, Chute & Scales 15 pts Team will move sheep through Gate 2 and allow sheep to move up alley to F Pen Gate. Close Gate 6. Sort 5 head of sheep through Gate 7 into Stock Pen Area. Move remaining 25 sheep into Round Pen. Team returns to Stock Pen Area and moves 5 sheep through Gate 8 into Chute & Scales.

Section 7 Re-pen 10 pts Dog will hold 5 sheep off F Pen Gate, to allow Handler to open gate. Sheep are allowed to drive into F Pen (or pushed, as needed). Leave F Pen Gate open. Team moves to Round Pen Gate and sheep are gathered and allowed to settle in F Pen. Close Round Pen & F Pen gates.

Course complete!

Total Points 100/90/90

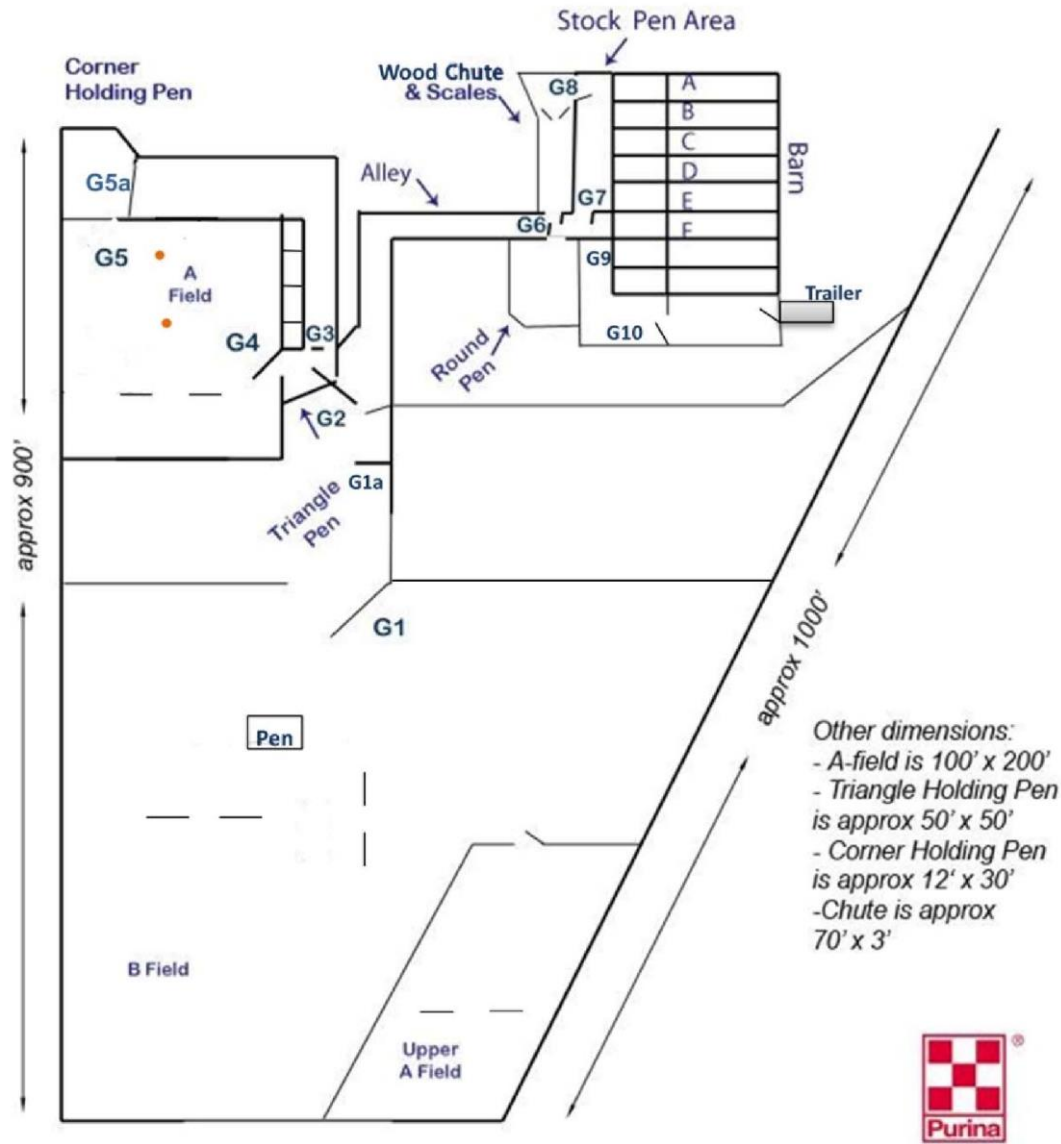
TIE BREAKERS in order of use:

Step 1. Gather & Settle – 20 pts

Step 2. Sort & Pen – 25/20/20 pts

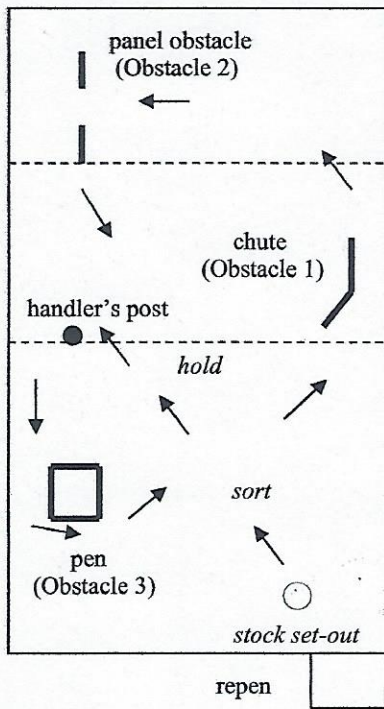
Step 5. Gather & Alley – 15/10/10 pts

2026 SLHC AHBA Ranch Large Flock (RLF)



Field, Pen & Obstacle Dimensions

A Field 100'x200' Alley ~14'x100'	Triangle pen ~50'x50'	Pens A-E ~20'x70' each
Upper A Field 130'x200'	Holding pen (along A field) ~5'x7'	Stock pen area ~100'x30'
B Field ~4.5 acres	Corner holding pen ~12'x30'	Wooden chute & scale ~70'x3'
Alley (A Field to barn) ~14'x100'	Footpath (in A Field) ~8'x14'	Round pen ~60' diameter
	Low water bridge ~ 10'x18'x4' width	Sorting area (near barn) ~30'x40'



Course 2

- N
- W + E The designations North, East, etc. are for purposes of description only.
- S The course may be mirrored.

The stock set-out indicated on the diagram relates to courses that begin with a gather. The location of the take pen and/or repen may vary from the location for the repen shown on the diagram, so long as it is at the same end of the arena as shown. The handler's post is located a minimum of 100 ft. from the set-out and 20 ft. from the West fence. The freestanding pen is located halfway between the handler's post and the South fence, 20 ft. from the West fence. (A trailer or a free-standing chute may be substituted for the pen.) The opening of the Y chute is located approximately halfway down the length of the arena on the East fence, or a minimum of 100 ft. from the area just in front of the gate of the freestanding pen. The Y chute should be no less than 12 feet long and no more than 4 feet wide with an opening of 12 feet. (A bridge may be substituted for the Y chute.) The panel obstacle is located 20 ft. from the West fence and 30 ft. from the North fence, set parallel to the West fence and with a 12 ft. opening. The freestanding pen should be 8-10 ft. on each side for sheep, 10-16 ft. on each side for cattle. The hold area is located approximately in the center of the arena. The area for sorts other than a gate sort is located approximately halfway between the hold area and the repen gate. For poultry, all dimensions are 1/2 that for hoofed stock.

1. Gather or Take pen

Gather: The stock are let out into the arena and allowed to settle, or may be set out in a specific location; the method used is to be consistent for all runs. In HTAD III, the handler remains at the post while the dog is sent from there to gather the stock. In HTAD II, the handler may leave the dog at the handler's post and move to a point approximately halfway between the post and the stock, then send the dog to gather the stock. In HTAD I, the handler may leave the dog at a point approximately halfway between the post and the stock and move to approximately 15 ft. from the stock, then send the dog to gather the stock. At all three levels the stock are brought to and around the handler's post, on the side between the post and the Y chute. The gather ends when the stock have gone just past the handler's post.

Take pen: HTAD III handlers must remain outside the pen while the dog brings out the stock. HTAD II handlers may enter the pen with the dog but should not move the stock themselves. HTAD I handlers may enter the pen and assist the dog in moving the stock. An exception is made for cattle, where the handler may go in and assist if necessary at any level. If the stock come out on their own volition without the handler or dog entering, there is no penalty. Once the gate to the take pen is opened, it may not be closed until the stock have exited. The stock are then taken to the point on the course where the handler's post would be located for the gather. Scoring for the take pen ends when the stock have reached the point at which the handler's post would be located. The course then proceeds as indicated in the description.

2. Drive

The stock are taken South between the West fence and Obstacle 3, then around the obstacle to the side that is closest to Obstacle 1. Handlers at all levels may accompany the stock to this point. The stock are then driven to Obstacle 1. HTAD III handlers must remain next to the side of Obstacle 3 that is closest to Obstacle 1 while the stock are driven to Obstacle 1. HTAD II handlers may accompany the stock and dog to a point halfway to Obstacle 1, then must remain there for the rest of the drive. HTAD I handlers may accompany the stock up to the entrance of Obstacle 1. The drive ends when the stock reach a point 10 ft. in front of Obstacle 1.

3. Obstacle 1

The stock are taken through the Y chute. HTAD III and II handlers remain at the designated locations until the stock have cleared the Y chute. HTAD I handlers remain at the entrance of the Y chute until the stock have cleared it. Obstacle 1 ends when the stock have cleared the Y chute.

4. Obstacle 2

Upon the stock exiting the Y chute, the stock are taken through the freestanding panels. HTAD III handlers must remain behind a handler's line that runs the width of the arena even with the handler's post until the stock have cleared the panels. HTAD II handlers must stay on the post side of the handler's line (which runs across the width of the arena, even with the outside edge of the panel that is nearest the center of the arena) until the stock have cleared the panels. HTAD I handlers may accompany the stock up to Obstacle 2, but should not precede the stock through the obstacle. Once the stock have gone through the panels, handlers are free to move. The stock are then turned to the left and taken to the pen; Obstacle 2 ends when the stock have cleared the panels.

5. Obstacle 3

The stock are penned in the freestanding pen. Scoring for the pen ends when the pen gate is closed.

6. Hold

The animals are taken to the hold area. The stock is settled and briefly held in place. There is no required position for handler or dog. The judge signals the end of the hold/settle. HTAD I and II handlers then take the stock to the repen. HTAD III handlers proceed with the sort.

7. Sort

The sort is done by HTAD III handlers only. The stock is moved to the designated area, which depends on the type of sort being done. The sort may be one of the following: (a) Gate sort. (b) Ribbon-removal/shed. The sort ends when the gate is closed on the sorted animals, or when the ribbon has been removed/ animals have been shed.

8. Repen

The stock are taken to the repen and held a short distance off the gate while it is opened, and then are repenned. When a gate sort has been used, the animals that had been left out in the arena are repenned. The run ends when the repen gate is closed after the last animal has exited the arena.

enter the pen and assist the dog in moving the stock. An exception is made for cattle, where the handler may go in and assist if necessary at any level. If the stock come out on their own volition without the handler or dog entering, there is no penalty. Once the gate to the take pen is opened, it may not be closed until the stock have exited. The stock are then taken to the point on the course where the handler's post is located for the drive. Scoring for the take pen ends when the stock have reached the handler's post. The course then proceeds as indicated in the description.

2. Drive

The stock are driven to Obstacle 1. HTAD III handlers must stay at handler's post. HTAD II handlers may go to a point halfway to Obstacle 1, then must remain there for the remainder of the drive. HTAD I handlers may accompany the stock up to Obstacle 1. The drive ends when the stock reach a point 10 ft. in front of Obstacle 1.

3. Obstacle 1

The stock are moved through the freestanding panels. The handlers remain at the designated locations while the stock are taken through the panels. While HTAD I handlers may go up to the panels, they should not precede the stock through the panels. Once the stock have cleared the obstacle, handlers are free to move. Once the stock have gone through the panels, they are turned toward the West side of the arena, then back toward the North side, toward Obstacle 2. Scoring for this section ends when the stock have been turned toward Obstacle 2 and have moved past the end of Obstacle 1 closest to the West side of the arena.

4. Obstacle 2

The stock should enter at the South opening of the obstacle and exit heading East. HTAD III handlers must remain South of the handler's line until the stock have exited. HTAD II handlers remain South of the handler's line until the stock have exited, or may choose to go directly to the entrance of the obstacle and remain in that location until the stock have exited. HTAD I handlers may move anywhere relative to the obstacle but may not enter it. Scoring ends when the animals have exited.

5. Obstacle 3

The stock are taken across the arena and put into the freestanding pen. Scoring for the pen ends when the gate is closed.

6. Hold

The animals are taken to the hold area. The stock is settled and briefly held in place. There is no required position for handler or dog. The judge signals the end of the hold/settle. HTAD I and II handlers then take the stock to the repen. HTAD III handlers proceed with the sort.

7. Sort

The sort is done by HTAD III handlers only. The stock is moved to the designated area, which depends on the type of sort being done. The sort may be one of the following: (a) Gate sort. (b) Ribbon-removal/shed. The sort ends when the gate is closed on the sorted animals, or when the ribbon has been removed/ animals have been shed.

8. Repen

The stock are taken to the repen and held a short distance off the gate while it is opened, and then are repenned. When a gate sort has been used, the animals that had been left out in the arena are repenned. The run ends when the repen gate is closed after the last animal has exited the arena.

Course 4

Herding Ranch Dog (HRD) Description Cows – 30 minutes Course time allowed

Course Description: Throughout the course, the emphasis should be on smooth, calm, practical work. The cattle should move steadily and quietly, without rushing, lagging or weaving. Except as otherwise specified on certain parts of the course, the dog and handler may take various positions relative to the cattle throughout the course. Each group will have 6 head of cattle.

1. **Exit from Pen/Barn lot (10 points).** Stock is taken from pen B-D as directed by the judge and allowed to enter the sorting pen. Exercise is finished when all 6 head have exited and gate is closed. HRDIII- Handler remains outside pen at gate. HRDII – Handler may enter pen and go ½ way to stock. HRDI- Handler may enter pen and assist dog in any position as needed.
2. **Alleyway and Gate work (10 points).** Stock is gathered in the sorting pen and moved through gate 7 into the alleyway. Gate 7 is closed and stock is moved down the alleyway to and through gate #2 into the triangle pen. Gate #2 is closed. Stock is moved from triangle pen through gate #4 into the 100x200 arena. (Note: care should be taken when getting ahead of cattle to open gate #2) Exercise is finished when team and stock are in arena and gate #4 is closed.
3. **Gate Sort (10 points)** Team gathers (all fetch or drive) stock across the arena to the ASCA take pen. 2 head are sorted into the take pen through Gate #5. Gate #5 is closed, leaving the team and 4 head in the arena. Exercise is finished when Gate 5 is closed. All Teams sort any 2 head into pen.
4. **Settle/gather (10 points).** Team groups and settles the remaining 4 head of stock near the cone on the North end of the arena. (Sheep setout). Dog is recalled to the appropriate cone to perform a gather. All levels gather stock to the level III cone passing counter-clockwise around the cone. HRD III – Handler sends dog from the cone and must remain at the cone. HRDII – dog is set at the HRDIII cone and handler can move to the freestanding pen (1/2 way). HRDI – Dog is set at the pen and handler may go within 15 ft. of stock. Exercise is finished when the stock has passed around the Level III handler's cone counter-clockwise
5. **Drive, Panel Obstacle, #2 Obstacle, Pen (30 points)** Once stock has moved around the handler's cone, they are fetched/driven from the cone through the panel obstacle. Stock is then turned right (East) toward the board fence, then right (South) to and through the #2 Obstacle (Y-chute). Upon exiting the #2 (Y) Obstacle, the stock is taken to and placed in the freestanding pen. HRDIII – Handler remains at the cone until stock has entered the #2 (Y) obstacle. HRDII – Handler drives stock to the panel obstacle, then may fetch/drive to #2 (Y) obstacle and freestanding pen. HRDI – handler may fetch from Handler's cone to freestanding pen. All levels may assume any position relative to the freestanding pen but may not enter the pen, to assist in penning and need not hold on to the gate. Exercise is finished when all stock are in the freestanding pen.
6. **Regroup (20/10/10).** Team leaves stock in freestanding pen and returns to the ASCA take pen. Stock (2) is removed from the take pen and allowed to enter the arena. HRDIII - stock is removed from the pen via the sheep setout gate and Gate 5a. Handler must open gates and remain in arena just outside of gates, sending dog in to retrieve stock. HRDII & I – Stock is removed from ASCA take pen through Gate #5. Handler may assist in any safe manner necessary. Once stock (2 Head) are in arena, team returns to freestanding pen and releases the remaining 4 head. All 6 head are grouped and taken to Gate #4 and placed in the triangle pen. Exercise is finished when Gate #4 is closed with team and all 6 head of stock in the triangle pen.
7. **Repen (10)** Team opens gate #2 and moves stock into the alleyway toward the barn. Gate #2 is closed. Team and stock proceed toward area in front of gate #7. Dog holds stock from returning down the alley while the handler opens Gate #7. Stock is moved through Gate #7 and into the sorting area. Handler closes Gate #7. Stock is re-penned in their original pen A-D. Exercise is finished when all 6 head are in their original pen and the gate is closed.

Total Points: 100/90/90

Ties Broken as follows:

1. Exercise #5
2. Exercise #4
3. Course Time