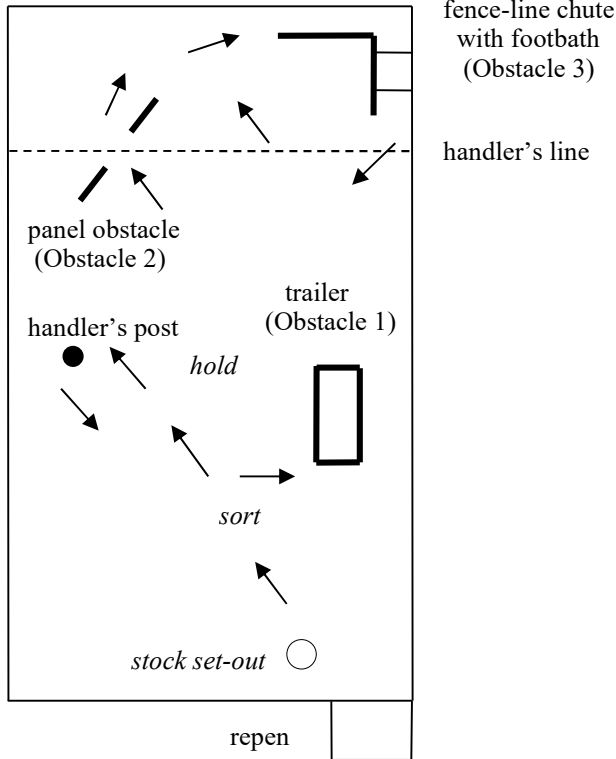


Appendix A

HTAD COURSE # 1



- N
W + E The designations North, East, etc. are for purposes of description only.
S The course may be mirrored.

The stock set-out indicated on the diagram relates to courses that begin with a gather. The location of the take pen and/or repen may vary from the location for the repen shown on the diagram, so long as it is at the same end of the arena as shown. A handler's line is marked 35 ft. off of the North fence. The parallel panels, Obstacle 2, are angled with the closest edge 20 ft. from the West fence and 25 ft. from North fence. Obstacle 2 is located 100 ft. from the trailer opening, measured on the diagonal, in a 100 x 200' arena. The trailer, Obstacle 1, is located 50 ft. from the South fence and 30 ft. from the East fence. (A pen or a free-standing chute may be substituted for the trailer.) The handler's post is located a minimum of 100 ft. from the set-out and 10 ft. from the West fence. The handler's post is not in line with the set-out, but at an angle, so as to provide a distance of at least 100 ft. between the handler's post and the set-out. Obstacle 3 is an L-shaped obstacle on the fence line at the Northeast corner. The obstacle is 30 ft. long and contains a footbath, which may be before or after the turn. The aisle may be formed by panels or hay bales and should be 4 ft. in width at the entrance, but may be narrower past that point. The footbath should be a water-filled container at least 2 inches high and 6 ft. long, reaching from one side of the obstacle to the other; the water in the footbath should be at least 1 inch in depth. The hold area is located approximately in the center of the arena. The area for sorts other than a gate sort is located approximately halfway between the hold area and the repen gate. For poultry, all dimensions shall be ½ that of those for hooved stock, except that the minimum height and minimum water depth of the footbath should be the same as for the other types of stock.

1. Gather or Take pen

Gather: The stock are let out into the arena and allowed to settle, or may be set out in a specific location; the method used is to be consistent for all runs. In HTAD III, the handler remains at the post while the dog is sent from there to gather the stock. In HTAD II, the handler may leave the dog at the handler's post and move to a point approximately halfway between the post and the stock, then send the dog to gather the stock. In HTAD I, the handler may leave the dog at a point approximately halfway between the post and the stock and move to approximately 15 ft. from the stock, then send the dog to gather the stock. At all three levels the stock are taken between the trailer and the Handler's post, then counterclockwise around the Handler's post, heading towards the trailer. The gather ends when the stock have gone just past the handler's post.

Take pen: HTAD III handlers must remain outside the pen while the dog brings out the stock. HTAD II handlers may enter the pen with the dog but should not move the stock themselves. HTAD I handlers may enter the pen and assist the dog in moving the stock. An exception is made for cattle, where the handler may go in and assist if necessary at any level. If the stock come out on their own volition without the handler or dog entering, there is no penalty. Once the gate to the take pen is opened, it may not be closed until the stock have exited. The stock are then taken to the point on the course where the handler's post would be located for the gather. Scoring for the take pen ends when the stock have reached the point at which the handler's post would be located. The course then proceeds as indicated in the description.

2. Obstacle 1

The stock are taken to the trailer and put inside. The handler may be no further than 10 ft. from the trailer door. Obstacle 1 ends when all the stock are in the trailer.

3. Drive:

The stock are taken from the trailer/pen and driven to Obstacle 2. The handler may remove the stock without the dog or may use the dog or the handler and dog may both remove the stock without penalty, but the calmness and order of the removal shall be scored. During the drive, HTAD III handlers must stay at the door of the trailer/gate of pen. HTAD II handlers may go to a point halfway between the trailer and Obstacle 2, then must remain there for the rest of the drive. HTAD I handlers may accompany the stock up to Obstacle 2. The drive ends when the stock a point 10 ft. in front of Obstacle 2.

4. Obstacle 2

The stock are moved through the freestanding panels. The handlers remain at the designated locations until the stock have gone through the panels. While HTAD I handlers may go up to the panels, they should not precede the stock through the panels. Once the stock have gone through the panels, handlers are free to move. The stock are then turned toward the mouth of Obstacle 3. Obstacle 2 ends when the stock have been turned toward Obstacle 3 and have cleared the end of the panel closest to Obstacle 3.

5. Obstacle 3

The stock are moved to and through the L-shaped obstacle which is on fence line at the Northeast corner, entering at the West side and exiting to the Southeast. HTAD handlers must remain South of the handler's line until the stock have exited. HTAD II handlers remain South of the handler's line until the stock have exited, or may choose to go directly to the entrance of the obstacle and remain in that location until the stock have exited. HTAD I handlers may move anywhere along the outside of the obstacle. Obstacle 3 ends when all of the stock have exited the obstacle.

6. Hold

The animals are taken to the hold area. The stock is settled and briefly held in place. There is no required position for handler or dog. The judge signals the end of the hold/settle. HTAD I and II handlers then take the stock to the repen. HTAD III handlers proceed with the sort.

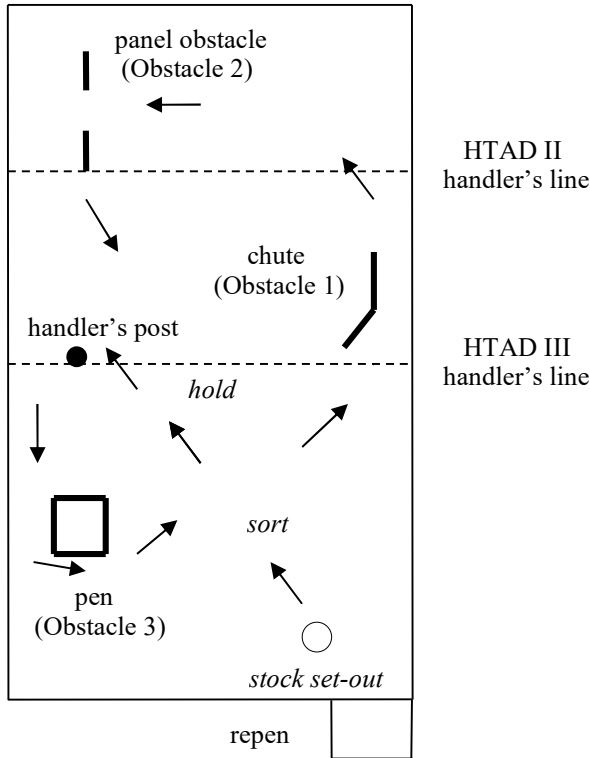
7. Sort

The sort is done by HTAD III handlers only. The stock is moved to the designated area, which depends on the type of sort being done. The sort may be one of the following: (a) Gate sort. (b) Ribbon-removal/shed. The sort ends when the gate is closed on the sorted animals, or when the ribbon has been removed/ animals have been shed.

8. Repen

The stock are taken to the repen and held a short distance off the gate while it is opened, and then are repenned. When a gate sort has been used, the animals that had been left out in the arena are repenned. The run ends when the repen gate is closed after the last animal has exited the arena.

HTAD COURSE #2



N
W + E The designations North, East, etc. are for purposes of description only.
S The course may be mirrored.

The stock set-out indicated on the diagram relates to courses that begin with a gather. The location of the take pen and/or repen may vary from the location for the repen shown on the diagram, so long as it is at the same end of the arena as shown. The handler's post is located a minimum of 100 ft. from the set-out and 20 ft. from the West fence. The freestanding pen is located halfway between the handler's post and the South fence, 20 ft. from the West fence. (A trailer or a free-standing chute may be substituted for the pen.) The opening of the Y chute is located approximately halfway down the length of the arena on the East fence, or a minimum of 100 ft. from the area just in front of the gate of the freestanding pen. The Y chute should be no less than 12 feet long and no more than 4 feet wide with an opening of 12 feet. (A bridge may be substituted for the Y chute.) The panel obstacle is located 20 ft. from the West fence and 30 ft. from the North fence, set parallel to the West fence and with a 12 ft. opening. The freestanding pen should be 8-10 ft. on each side for sheep, 10-16 ft. on each side for cattle. The hold area is located approximately in the center of the arena. The area for sorts other than a gate sort is located approximately halfway between the hold area and the repen gate. For poultry, all dimensions are 1/2 that for hooved stock.

1. Gather or Take pen

Gather: The stock are let out into the arena and allowed to settle, or may be set out in a specific location; the method used is to be consistent for all runs. In HTAD III, the handler remains at the post while the dog is sent from there to gather the stock. In HTAD II, the handler may leave the dog at the handler's post and move to a point approximately halfway between the post and the stock, then send the dog to gather the stock. In HTAD I, the handler may leave the dog at a point approximately halfway between the post and the stock and move to approximately 15 ft. from the stock, then send the dog to gather the stock. At all three levels the stock are brought to and around the handler's post, on the side between the post and the Y chute. The gather ends when the stock have gone just past the handler's post.

Take pen: HTAD III handlers must remain outside the pen while the dog brings out the stock. HTAD II handlers may enter the pen with the dog but should not move the stock themselves. HTAD I handlers may enter the pen and assist the dog in moving the stock. An exception is made for cattle, where the handler may go in and assist if necessary at any level. If the stock come out on their own volition without the handler or dog entering, there is no penalty. Once the gate to the take pen is opened, it may not be closed until the stock have exited. The stock are then taken to the point on the course where the handler's post would be located for the gather. Scoring for the take pen ends when the stock have reached the point at which the handler's post would be located. The course then proceeds as indicated in the description.

2. Drive

The stock are taken South between the West fence and Obstacle 3, then around the obstacle to the side that is closest to Obstacle 1. Handlers at all levels may accompany the stock to this point. The stock are then driven to Obstacle 1. HTAD III handlers must remain next to the side of Obstacle 3 that is closest to Obstacle 1 while the stock are driven to Obstacle 1. HTAD II handlers may accompany the stock and dog to a point halfway to Obstacle 1, then must remain there for the rest of the drive. HTAD I handlers may accompany the stock up to the entrance of Obstacle 1. The drive ends when the stock reach a point 10 ft. in front of Obstacle 1.

3. Obstacle 1

The stock are taken through the Y chute. HTAD III and II handlers remain at the designated locations until the stock have cleared the Y chute. HTAD I handlers remain at the entrance of the Y chute until the stock have cleared it. Obstacle 1 ends when the stock have cleared the Y chute.

4. Obstacle 2

Upon the stock exiting the Y chute, the stock are taken through the freestanding panels. HTAD III handlers must remain behind a handler's line that runs the width of the arena even with the handler's post until the stock have cleared the panels. HTAD II handlers must stay on the post side of the handler's line (which runs across the width of the arena, even with the outside edge of the panel that is nearest the center of the arena) until the stock have cleared the panels. HTAD I handlers may accompany the stock up to Obstacle 2, but should not precede the stock through the obstacle. Once the stock have gone through the panels, handlers are free to move. The stock are then turned to the left and taken to the pen; Obstacle 2 ends when the stock have cleared the panels.

5. Obstacle 3

The stock are penned in the freestanding pen. Scoring for the pen ends when the pen gate is closed.

6. Hold

The animals are taken to the hold area. The stock is settled and briefly held in place. There is no required position for handler or dog. The judge signals the end of the hold/settle. HTAD I and II handlers then take the stock to the repen. HTAD III handlers proceed with the sort.

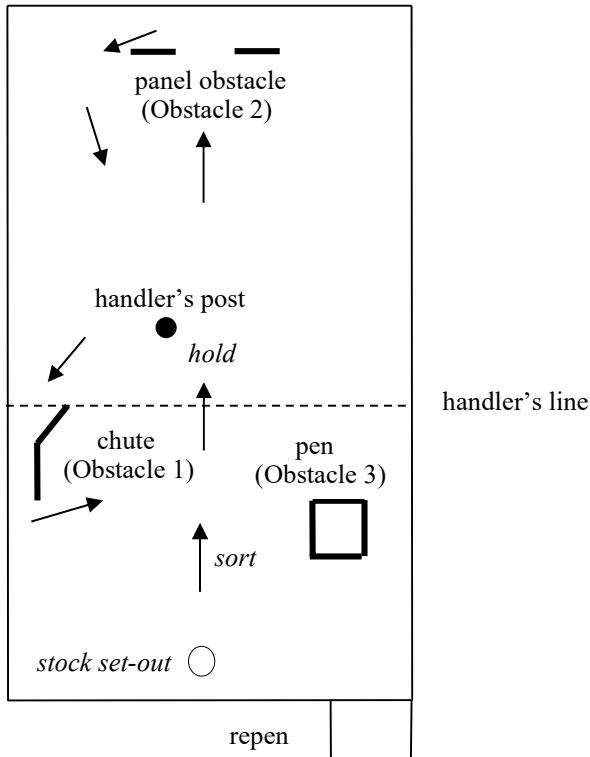
7. Sort

The sort is done by HTAD III handlers only. The stock is moved to the designated area, which depends on the type of sort being done. The sort may be one of the following: (a) Gate sort. (b) Ribbon-removal/shed. The sort ends when the gate is closed on the sorted animals, or when the ribbon has been removed/ animals have been shed.

8. Repen

The stock are taken to the repen and held a short distance off the gate while it is opened, and then are repenned. When a gate sort has been used, the animals that had been left out in the arena are repenned. The run ends when the repen gate is closed after the last animal has exited the arena.

HTAD COURSE #3



- N
- W + E The designations North, East, etc. are for purposes of description only.
- S The course may be mirrored.

The stock set-out indicated on the diagram relates to courses that begin with a gather. The location of the take pen and/or repen may vary from the location for the repen shown on the diagram, so long as it is at the same end of the arena as shown. The handler's post is located a minimum of 100 ft. from the set-out and 6 ft. to the West of the North/South centerline of the arena. The chute is located on the West fence, with the entrance approximately 20 ft. South of the mid-point between the North and South ends of the arena, the entrance on the North and the exit on the South end. The chute should be no less than 12 feet long and no more than 4 feet wide with an opening of 8 ft. (A bridge may be substituted for the chute.) A handler's line extends across the arena from West to East even with the North end of the chute. The panel obstacle has a 12 ft. opening and is located 20 ft. off of the North fence, parallel to the North fence and an equal distance from the East and West fences. The freestanding pen is located 30 ft. from the East fence and 30 ft. from the South fence, and should be 8-10 ft. on each side for sheep, 10-16 ft. on each side for cattle. (A trailer or a free-standing chute may be substituted for the pen.) The hold area is located approximately in the center of the arena. The area for sorts other than a gate sort is located approximately halfway between the hold area and the repen gate. For poultry, all dimensions are ½ that for hooved stock.

1. Gather or Take pen

Gather: The stock are let out into the arena and allowed to settle, or may be set out in a specific location; the method used is to be consistent for all runs. In HTAD II, the handler may leave the dog at the handler's post and move to a point approximately halfway between the post and the stock, then send the dog to gather the stock. In HTAD I, the handler may leave the dog at a point approximately halfway between the post and the stock and move to approximately 15 ft. from the stock, then send the dog to gather the stock. At all three levels the stock are brought to and around the handler's post, passing just to the East of the handler's post and then turning toward Obstacle 1. The gather ends when the stock have gone just past the handler's post.

Take pen: HTAD III handlers must remain outside the pen while the dog brings out the stock. HTAD II handlers may enter the pen with the dog but should not move the stock themselves. HTAD I handlers may enter the pen and assist the dog in moving the stock. An exception is made for cattle, where the handler may go in and assist if necessary at any level. If the stock come out on their own volition without the handler or dog entering, there is no penalty. Once the gate to the take pen is opened, it may not be closed until the stock have exited. The stock are then taken to the handler's post, passing just to the East of the handler's post and then turning toward Obstacle 1. Scoring for the take pen ends when the stock have gone just past the handler's post.

2. Obstacle 1

The stock should enter at the North opening of the obstacle and exit to the South. HTAD III handlers must remain at the opening of the obstacle until the stock have exited. HTAD II handlers may move along the wing of the obstacle but may not move past the wing until the stock have exited. HTAD I handlers may move anywhere relative to the obstacle but may not enter it. Scoring for Obstacle 1 ends when the animals have exited.

3. Drive

After the stock exit the chute, they are turned back toward the North along the approximate North/South centerline of the arena. Going toward Obstacle 2, they should pass just to the East of the handler's post. HTAD III handlers must remain behind the handler's line. HTAD II handlers may accompany the stock to a point halfway to Obstacle 2, then must remain there for the rest of the drive. HTAD I handlers may accompany the stock up to Obstacle 2. The drive ends when the stock reach a point 10 ft. in front of Obstacle 2.

4. Obstacle 2

The handlers remain at the designated locations while the stock are taken through the freestanding panels. While HTAD I handlers may go up to the panels, they should not precede the stock through the panels. Once the stock have gone through the panels, handlers are free to move. The stock are turned to the West and then to the South past the West end of the obstacle and onto a line that will take them fairly directly to the area in front of the pen. Scoring for Obstacle 2 ends when the stock have passed to the South of the West end of the obstacle.

5. Obstacle 3

The stock are penned in the freestanding pen. Scoring for the pen ends when the pen gate is closed.

6. Hold

The animals are taken to the hold area. The stock is settled and briefly held in place. There is no required position for handler or dog. The judge signals the end of the hold/settle. HTAD I and II handlers then take the stock to the repen. HTAD III handlers proceed with the sort.

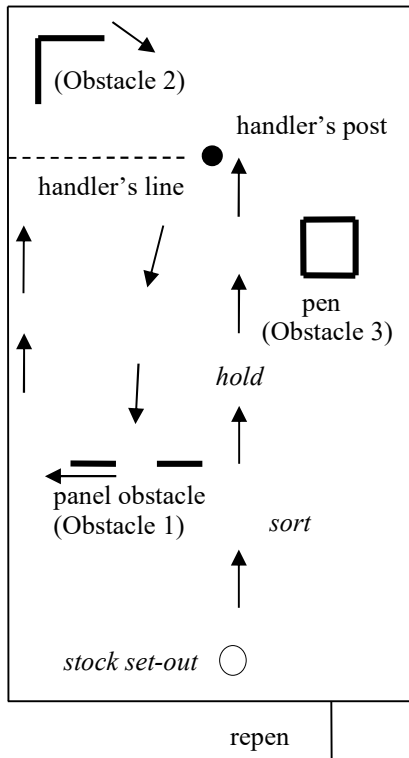
7. Sort

The sort is done by HTAD III handlers only. The stock is moved to the designated area, which depends on the type of sort being done. The sort may be one of the following: (a) Gate sort. (b) Ribbon-removal/shed. The sort ends when the gate is closed on the sorted animals, or when the ribbon has been removed/ animals have been shed.

8. Repen

The stock are taken to the repen and held a short distance off the gate while it is opened, and then are repenned. When a gate sort has been used, the animals that had been left out in the arena are repenned. The run ends when the repen gate is closed after the last animal has exited the arena.

HTAD COURSE #4



N
W + E The designations North, East, etc. are for purposes of description only.
S The course may be mirrored.

The stock set-out indicated on the diagram relates to courses that begin with a gather. The location of the take pen and/or repen may vary from the location for the repen shown on the diagram, so long as it is at the same end of the arena as shown. The handler's post is located 30 ft. from the North fence, in the center. A handler's line runs from the handler's post to the West fence parallel to the North fence. The panel obstacle is set 20 ft. from the West fence, at least 100 ft. from the handler's post; the opening is 12 ft. The L-shaped obstacle is located in the Northwest corner of the arena. Both sides of the obstacle are 10 ft. long with an aisle 4 ft. wide. The freestanding pen is located 30 ft. from the East fence and approximately one-third of the length of the arena from the North fence and should be 8-10 ft. on each side for sheep, 10-16 ft. on each side for cattle. (A trailer or a free-standing chute may be substituted for the pen.) The hold area is located approximately in the center of the arena. The area for sorts other than a gate sort is located approximately halfway between the hold area and the repen gate. For poultry, all dimensions are ½ that of hoofed stock.

1. Gather or Take pen

Gather: The stock are let out into the arena and allowed to settle, or may be set out in a specific location; the method used is to be consistent for all runs. In HTAD III, the handler remains at the post while the dog is sent from there to gather the stock. In HTAD II, the handler may leave the dog at the handler's post and move to a point approximately halfway between the post and the stock, then send the dog to gather the stock. In HTAD I, the handler may leave the dog at a point approximately halfway between the post and the stock and move to approximately 15 ft. from the stock, then send the dog to gather the stock. At all three levels the stock are brought to and around the handler's post, passing just to the East of the handler's post and then turning toward Obstacle 1. The gather ends when the stock have gone just past the handler's post.

Take pen: HTAD III handlers must remain outside the pen while the dog brings out the stock. HTAD II handlers may enter the pen with the dog but should not move the stock themselves. HTAD I handlers may

enter the pen and assist the dog in moving the stock. An exception is made for cattle, where the handler may go in and assist if necessary at any level. If the stock come out on their own volition without the handler or dog entering, there is no penalty. Once the gate to the take pen is opened, it may not be closed until the stock have exited. The stock are then taken to the point on the course where the handler's post is located for the drive. Scoring for the take pen ends when the stock have reached the handler's post. The course then proceeds as indicated in the description.

2. Drive

The stock are driven to Obstacle 1. HTAD III handlers must stay at handler's post. HTAD II handlers may go to a point halfway to Obstacle 1, then must remain there for the remainder of the drive. HTAD I handlers may accompany the stock up to Obstacle 1. The drive ends when the stock reach a point 10 ft. in front of Obstacle 1.

3. Obstacle 1

The stock are moved through the freestanding panels. The handlers remain at the designated locations while the stock are taken through the panels. While HTAD I handlers may go up to the panels, they should not precede the stock through the panels. Once the stock have cleared the obstacle, handlers are free to move. Once the stock have gone through the panels, they are turned toward the West side of the arena, then back toward the North side, toward Obstacle 2. Scoring for this section ends when the stock have been turned toward Obstacle 2 and have moved past the end of Obstacle 1 closest to the West side of the arena.

4. Obstacle 2

The stock should enter at the South opening of the obstacle and exit heading East. HTAD III handlers must remain South of the handler's line until the stock have exited. HTAD II handlers remain South of the handler's line until the stock have exited, or may choose to go directly to the entrance of the obstacle and remain in that location until the stock have exited. HTAD I handlers may move anywhere relative to the obstacle but may not enter it. Scoring ends when the animals have exited.

5. Obstacle 3

The stock are taken across the arena and put into the freestanding pen. Scoring for the pen ends when the gate is closed.

6. Hold

The animals are taken to the hold area. The stock is settled and briefly held in place. There is no required position for handler or dog. The judge signals the end of the hold/settle. HTAD I and II handlers then take the stock to the repen. HTAD III handlers proceed with the sort.

7. Sort

The sort is done by HTAD III handlers only. The stock is moved to the designated area, which depends on the type of sort being done. The sort may be one of the following: (a) Gate sort. (b) Ribbon-removal/shed. The sort ends when the gate is closed on the sorted animals, or when the ribbon has been removed/ animals have been shed.

8. Repen

The stock are taken to the repen and held a short distance off the gate while it is opened, and then are repenned. When a gate sort has been used, the animals that had been left out in the arena are repenned. The run ends when the repen gate is closed after the last animal has exited the arena.