

January 1, 2008

AMERICAN HERDING BREED ASSOCIATION **HERDING TRIAL PROGRAM**

The AHBA Herding Trial Program allows herding dogs and their trainers to demonstrate herding skills at graduated levels of herding training. The emphasis is on accomplishment of requirements rather than on competition.

The Herding Trial Program is run on a system utilizing numerical qualifying scores. The "Herding Trial Dog" section, using a standard course, leads to the title "HTD" followed by numerals indicating the dog's level: HTD I (started level), HTD II (intermediate level), and HTD III (advanced level). The "Herding Ranch Dog" section, using a variety of courses held in a ranch or farm setting, leads to the title "HRD" similarly followed by numerals indicating the dog's level: HRD I, HRD II, and HRD III; this section also includes the "Ranch - Large Flock" title, RLF I, RLF II, and RLF III, for courses involving larger groups of stock. The "Herding Trial Arena Dog" section, using one of several specified courses in an arena, leads to the title "HTAD" followed by numerals indicating the dog's level: HTAD I (started level), HTAD II (intermediate level), and HTAD III (advanced level). The Herding Trial Championship" (HTCh.) is earned after dogs have earned an advanced title on any one of the trial courses.

SANCTION OF EVENTS

1. Events may be open to all breeds or limited to a specific breed.
2. Clubs or individuals wishing to obtain sanction from the AHBA must complete a sanction form and return it to the AHBA Sanction Coordinator at least 60 days before the event, along with a sanction fee of \$15.00. The fee will cover an event held over consecutive days. In addition, Junior Herding Dog tests may be held in conjunction with trials, in which case the sanction fee for the trial will also cover the Junior Herding Dog test. Sponsors must carry insurance. Sponsors will be notified as to granting of sanction; if sanction cannot be granted the fee will be returned. Refund of the sanction fee for a canceled event is at the discretion of the AHBA board and will be provided only in the case of extreme weather, disasters, or unusual circumstances preventing the holding of the event.
3. Copies of the AHBA scoresheets will be provided to the sponsor or individual requesting sanction, from which the necessary number of individual scoresheets needed for the event can be made. Trial Recording Forms (for recording runs) and Trial Report Forms will also be provided.
4. The language set out in Appendix A to these Rules must be incorporated into the entry form/release form which must be signed by each entrant of an AHBA event. The original forms must be kept by the sponsor for a period of six months after the test so as to be available to the AHBA upon request.
5. Judges must be approved prior to the event by the AHBA Sanction Coordinator and must be selected from the list of approved judges of the American Herding Breed Association. Potential judges not on the list must apply to the AHBA for entry onto the list at least six weeks prior to any event at which they may be asked to judge. Application forms and information regarding requirements can be obtained from the AHBA Judges' Coordinator. If applicants have not received approval at least two weeks before an event they have been asked to judge, they are not eligible to judge that event. If judges are paid, they should be paid by the sponsor or a designated representative of the sponsor.
6. A copy of the flyer or premium list should be provided to the AHBA Sanction Coordinator at least two weeks prior to the event. The flyer or premium list should provide

complete information regarding the event, including starting times for classes and indication of any ribbons or other awards which may be provided to qualifying dogs. It must also include a description and diagram of any HRD or RLF course offered.

ORGANIZATION AND RECORDING

1. The event secretary or a designated assistant to the secretary must be present throughout the event. The judge must be provided with an assistant or assistants to serve as scribe and timer. The event secretary and the judge must have a copy of the current AHBA rules with them at the event. A copy of the rulebook can be obtained by contacting the AHBA Secretary. Rules can also be found at: <http://www.ahba-herding.org>.

2. A designated stock supervisor must be in charge of the stock and must be present throughout the event. There must be a designated course director, whose responsibility is to see that the course is set correctly for each class.

3. Total entries per day are not to exceed 40 dogs per judge.

4. Waiting dogs and people must keep a sufficient distance from the arena where a run is taking place. There shall be no outside interference or double-handling.

5. Good sportsmanship is to be shown at all times. The sponsor and sponsor's representatives have the responsibility for the overall conduct of the event; the judge has the responsibility for conduct of the event in the arena(s). Should any controversy develop, the following shall apply: The sponsor or their representatives shall first do all in their power to minimize any interference with the event and any other participants at the event. This shall include but is not limited to providing a quiet private area in which to resolve such controversy or dispute. The nature of the controversy/dispute shall be taken down in writing and statements by any witnesses or evidence available collected. The sponsor or their representatives and all other parties involved shall make every effort to ascertain the facts and resolve the issue. If a resolution is not possible or further action is necessary, all details shall be put into written documents and sent to: ahbboard@ahba-herding.org and it will be taken into consideration by the board. AHBA will only consider those items which fall under the rules and regulations of AHBA, and not any other controversy or dispute.

6. Awards and ribbons are provided at the discretion of the sponsor and the details must be clearly stated in the entry flyer or premium list. It is recommended that ribbons/and or awards be given for first through fourth place in each class and that all other qualifiers receive qualifying ribbons or awards.

7. Participating dogs shall have scoresheets filled out in full. The original scoresheet must be given to the owner of the dog or the owner's agent. A complete record of entrants and results must be kept by the sponsor for a period of at least one year after the event; this record may be one or more of the following: copies of the scoresheets, copies of the Trial Recording Forms, or a completed catalog.

8. A Trial Recording Form must be completed in full for each qualifying entry, with a separate form being used for each run; only this form will be accepted for recording. For dogs which are registered, the dog's registration number should be included. If a dog is registered in more than one registry, the owner must choose which registry number to use and use it consistently for AHBA events. Owners of unregistered dogs should apply ahead of time to AHBA for a permanent tracking number. If, however, a dog is entered and runs before such application has been made, a notation to that effect may be made on the form and the form sent in with the others from that event for recording, and a tracking number will be assigned by AHBA before the dog's run is recorded; the owner will be notified of the number for future use. Lack of a registration number or tracking number on the recording form may delay recording for that particular dog. (Note: If desired, the sponsor may provide this form to prospective entrants, who can then fill out the top part of the form and return it to the sponsor for subsequent indication of

results.) One set of the original completed Trial Recording Forms are sent to the AHBA Sanction Coordinator.

9. A Trial Report form shall be completed by the Trial Secretary for the event and sent to the AHBA Sanction Coordinator. The full information specified on the form must be provided for each class, including class start times.

10. Sponsors of sanctioned events shall pay a recording fee of \$2.00 per qualifying run for those dogs to be recorded by the AHBA.

11. It is the duty of the sponsor to see that all scoresheets and forms are completed and that the Trial Recording Forms, the Trial Report, and the recording fees are sent to the AHBA Sanction Coordinator no later than 30 days from the date of the event. A fine of \$50.00 will be assessed for forms and recording fees submitted after the 30-day period.

12. Failure to conduct the event according to these Rules may result in suspension of the judge and/or sponsor. Failure to provide the required reports and/or fees and failure to pay an assessed fine will preclude sanctioning approval in the future.

ELIGIBILITY

1. This program shall be open to all dogs 9 months of age or older.
2. Spayed bitches and neutered dogs may participate.
3. Bitches in heat may take part, and need not wait until all other dogs have participated.
4. Dogs must be sound and in good health. Any dog which appears to be unfit will be removed at the judge's discretion; examples are: lameness, injury, illness, advanced pregnancy.
5. Owners of participating dogs need not be members of any club or organization.
6. A dog owned or co-owned by the judge or any member of the judge's immediate family or household may not be evaluated by that judge, nor may a judge evaluate a dog of which that judge has been the owner, co-owner or primary trainer/handler within the last six months.

TITLE REQUIREMENTS

1. A dog may enter at any level for which it is trained. No title is a prerequisite for another. A sponsor of a particular event may, however, limit entries to dogs with specified accomplishments.

2. For each title, two qualifying scores are required, earned under different judges. Upon completion of the second leg, a certificate will be issued awarding the title.

3. A dog may not be entered at different levels on the same kind of stock on the same trial course at the same trial, nor may a dog entered in a Junior Herding Dog test be entered in a trial class on the same kind of stock at the same trial. The dog may, however, be moved up upon the completion of a title.

4. Once a dog has earned a leg toward a particular title, it may not enter at a lower level in regular classes. Titles are earned separately, however, on different types of stock and on different courses, so a dog may enter at a lower level on a different course or a different type of stock in regular trial classes (see no. 6 below); for example, a dog with a leg toward HTD II-s may not enter HTD I on sheep, but it may enter HTD I on ducks or HRD I on sheep. Dogs may enter at any level on any type of stock or course for exhibition-only runs (see no. 15 below under General Requirements for Trials) with the permission of the sponsor.

5. The score needed to qualify in trials is a minimum of 70% of the total score available (within that total, no scoring section may be zero). Total score available is 90 for HTD/HRD/RLF/HTAD I and II (63 or above qualifying) and 100 for HTD/HRD/RLF/HTAD III (70 or above qualifying). The Junior Herding Dog title (JHD) is earned on a pass/not pass basis.

6. Titles are earned separately on different types of stock, with two legs being required, under two different judges, for the title on the particular type of stock. The type of stock on

which the title was earned will be indicated by use of small initials after the title: "s" for sheep, "c" for cattle, "d" for ducks, "g" for goats, "ge" for geese, "t" for turkeys. Trial titles on different types of stock may be earned concurrently or consecutively, at the same level or at a different level. Similarly, HTD, HRD, RLF and HTAD titles may be earned concurrently or consecutively, at the same level or at a different level.

7. Sixty days after the date of earning a trial title in level I or level II, a dog may no longer compete at that level on that course on that type of stock; it may, however, be allowed to run noncompetitively. Dogs which have earned a level III trial title may continue to run competitively.

8. After a dog has earned at least one advanced title on one type of stock, the dog becomes eligible to earn points for the title Herding Trial Champion (HTCh.). To earn the HTCh.:

(a) the dog must earn 10 points, each point obtained by achieving a score of 80 or above in an advanced class.

(b) points may be earned on any trial course.

(c) points must be earned under at least three different judges.

(d) points may be earned on one type of stock or on more than one type of stock, but no more than three points may be earned on ducks, geese or turkeys.

(e) in some cases it may happen that a dog is entered in more than one advanced class on the same day, finishes a title and then subsequently, on the same day in another class, earns a score qualifying for a point. Scores qualifying for points that are earned on the same day but subsequent to a title being finished, will be recorded as points only upon written request of the entrant with a verification by the sponsor; otherwise the point count will begin on a separate day after the earning of the advanced title.

GENERAL REQUIREMENTS FOR TRIALS

1. Trials may be held on sheep, goats, ducks, geese, turkeys, or cattle. HRD and RLF classes may not use ducks. Stock must be healthy and in good condition and accustomed to being worked by a variety of dogs. Unless otherwise noted, requirements for sheep also apply to goats and cattle, requirements for ducks also apply to geese and turkeys.

2. A minimum of three head of stock must be used for each run for HTD classes. A minimum of five head must be used for HRD classes (larger numbers are preferred); for RLF classes, minimum numbers are 25 head for sheep or goats, 15 head for geese, and 10 head for cattle, again with larger numbers preferred. For HTAD classes, a minimum of five head must be used, with the sole exception that the minimum for cattle is three head.

3. Total number of stock present must be at least one head of stock, preferably more, per every dog, plus reserves. Multiple entries of one dog are counted as separate runs.

4. Stock must be kept in identifiable groups and rotated after every run. There must be at least two groups for a small number of entries and three or more groups for larger numbers of entries, as needed to meet the requirements of how often stock may be used. In RLF classes and in HRD classes using the RLF minimum numbers, a single group may be used (multiple groups are still preferred), but the animals must have a rest period of 30 minutes between runs. The number of times an animal may run is limited as follows: In the case of hoofed stock, no animal may be used more than 4 times per day in HTD classes or in HRD classes using numbers below the minimum used for RLF; no animal may be used more than 6 times per day in RLF classes and in HRD classes using the RLF minimum numbers; no animal may be used more than 5 times per day in HTAD classes. In the case of poultry, no animal may be used more than 4 times per day. Any animal being used more than three times per day must have a rest period of at least 30 minutes between runs.

5. Arenas must be well fenced, have good footing and be free from hazardous obstructions. If two adjacent arenas are being used simultaneously, visibility screens must be set up between them.

6. Safety and humane treatment of the animals are of utmost importance. There must be a separate, secure rest area for the stock, with shade and water. The area should be secluded, with dogs and people kept out of sight of the stock. Food must be provided for stock kept overnight. Water must be available for dogs. During the event, animals are to be removed from the arena at any sign of stress and promptly given any necessary care. A veterinarian must be in attendance or on call.

7. The judge is to provide time before the first class or before each class for a handler's meeting, at which questions regarding the class or course may be asked. For each run, the handler should check with the judge just before entering the arena or field to see that the judge is ready to begin.

8. Dogs may wear only plain buckle or snap-lock collars, or may work without a collar.

9. Handlers may carry only a standard herding crook or stock stick (wood, fiberglass or aluminum) no more than approximately five feet in length.

10. The dog may be removed or excused at any time for unnecessary roughness, overrunning of stock, or lack of control. The dog may be excused for nonproductive work after 5 minutes. If all or a majority of the stock leave the designated course limits, the dog is to be retired with no score. The handler may retire the dog at any time.

11. Should an animal need to be removed during a run for a reason unrelated to the behavior of the dog (e.g. lameness, excessive stubbornness or flightiness of an individual), or should outside interference occur, the dog may be given a rerun at the discretion of the judge.

12. In the event of a tie between classes, the tie shall be broken in favor of the dog entered in the higher class. In the event of a tie within a class, the tie shall be broken in HTD classes with the best fetch score, followed by best pen score, then time. In HRD and RLF classes, the course designer shall specify ahead of time which scoring section will be used for breaking a tie, with two sections listed in order, followed by time. In HTAD classes, the tie will be broken with the best gather/take-pen score, followed by best reopen score, then time.

13. If time runs out before the course is completed, the handler shall retain the points earned up to that point.

14. Each obstacle or section of a course must be attempted, although not necessarily completed, for a qualifying score to be earned. In a case where it is not certain whether an attempt has been made, the handler may ask the judge, or the judge may inform the handler, whether an attempt is considered to have been made.

15. All runs are to be regular trial runs, with the exception that in certain circumstances and with approval of the sponsor and judge(s), noncompetitive runs and/or exhibition-only runs may be allowed. Noncompetitive runs will be conducted and judged as regular trial runs, except that the run is judged solely for the earning of a leg and is not eligible for any placements or prizes. Exhibition-only runs are handled similarly, except that no leg is being sought, and are likewise not eligible for any placements or prizes. Scoresheets for noncompetitive or exhibition-only runs will clearly indicate that the run is noncompetitive or exhibition only. Noncompetitive runs may be allowed for such circumstances as an individual who already has a leg under the regular judge for that class, or an individual who is judging that class at an event. An individual who owns the property and/or stock or is otherwise closely involved with holding the trial may also run noncompetitively if they desire, but this is not a requirement. Exhibition-only runs are allowed in the case of an individual who wishes to run in a class for which their dog has already earned a title, in order to gain more experience before moving up to the next level. A dog doing stock handling/pen work at an event may run either: (1) competitively if it completes its run or runs prior to any stockhandling work; (2) noncompetitively if it is to run at any time after it has begun any stockhandling work. Dogs entered in regular classes at a trial may not have noncompetitive

runs in those classes in addition to their regular run. No dog may have more than one noncompetitive run or exhibition-only run per trial in the particular class.

16. Up to two separate trials may be held per day. A trial may consist of either the full range of classes, courses and stock types, or a more limited range of classes, courses and stock types, one class for each level for each stock type and/or course. The two trials should be held in succession, with "Trial A" being completed before "Trial B" begins. A class should be judged by a single judge, except that a very large class may be divided between two judges, but will still be considered a single class with one set of placements and only providing one leg. For two trials held on one day, each class is to have its own set of placements and, if offered, placement awards. High score awards, if offered, may consist of separate High in Trial awards, or one overall "High in Event" or "High Score of Day" or "High Overall" award. Information about awards must be clearly stated in the premium list/flyer.

HTD COURSES

1. HTD courses should be set up as indicated on the diagram. There should be a handler's post or marker at one end and a set-out point for stock at the other. Approximately halfway between the handler's post and the stock set-out point, two obstacles should be set up, one toward either side of the perimeter; the distance from the handler's post to the first obstacle, and from the first obstacle to the second obstacle, should be approximately equal.

2. Perimeter dimensions for sheep courses should be at least 300' by 400'. Perimeter dimensions for duck courses should be at least 100' by 100'. These are minimums; larger perimeter dimensions are encouraged when possible. In very large, open-field areas, the course director will indicate the course limits.

3. For HTD sheep classes, the distance between the stock set-out point and the handler's post should be at least 300 ft. (100 yds.). Distance between obstacles (fetch/drive legs) should be approximately half of the distance between the set-out point and the handler's post. These are minimums; longer distances are encouraged when possible. (Distances of 600 ft. or more between stock-set out and handler's post may have drive legs of 1/3 rather than 1/2 that distance).

4. For ducks, the distance between the stock set-out point and handler's post is at least 75 ft. Fetch/drive legs on duck courses should be between 50 to 60 ft.

5. Panels should be approximately 8 ft. x 4 ft. to 10 ft. x 4 ft. for sheep, 4 ft. x 2 ft. for ducks, with an opening of approximately 12 ft. up to 21 ft. for sheep, 6 ft. up to 8 ft. for ducks.

6. The pen should measure approximately 8-12 ft. on each side for sheep, 12-16 ft. on each side for cattle, 4-6 ft. on each side for ducks. It may not have solid sides. The pen should be placed well toward the center of the course, at least 30 ft. away from any perimeter fence (20 ft. for ducks), and is in the same location for all classes. The pen shall have a rope of 6 to 10 ft. in length for sheep (4 to 6 ft for ducks) attached to the top of the free end of the gate. A rope is not required at any level cattle.

7. When set out prior to each entrant's run, the stock may be held in position by assistants, feed, trained dogs, or use of a drop-pen.

8. For HTD III, sheep only, one animal is marked by having a light, easily-removed ribbon fastened around its neck. The ribbon should be fairly loose on the neck, but not excessively so; it should be clearly visible and should come apart readily with a light tug, e.g. by using easily-torn material such as surveyor's tape or by using a velcro closure.

9. Course time for smaller courses is 10 minutes for HTD I and II, 12 minutes for HTD III. Larger courses may be given longer time limits, with a slight difference between HTD I/II and HTD III (this should be noted on the sanction form). Time starts upon the dog leaving the handler's post and is stopped upon the closing of the pen in HTD I and II, the removal of the ribbon in HTD III.

10. Point schedule:

Outrun/lift	20
Fetch	20
Wear/Drive Through 1st Panel	15
Wear/Drive Through 2nd Panel	15
Wear/Drive To Pen	10
Pen	10
Ribbon pull/shed (level 3 only)	10

HTD I

1. For the HTD I class, the handler may have the dog on lead while positioning it. The dog is positioned approximately even with the level of the panels (it may be further back, but no closer) and approximately in the center of the space between the two sets of panels. The handler may remain with the dog, or may leave the dog and take a position at any point on the course between the dog and the stock, but must stop short at least 15 ft. from the stock.

2. There must be a pause after the lead is removed, before the dog is sent to gather the stock. The handler shall signal the dog to begin the outrun, using any combination of voice, whistle, or movement. The outrun may be performed in either direction. When the dog reaches a position of balance with the stock, it may pause or briefly stop. The dog then fetches the stock to the handler's post. The handler may return to the post during the outrun, or may accompany the stock during the fetch. Flanking and/or stop commands may be given as needed to bring the stock successfully to the post.

3. Once the stock have reached the post, the handler should stand at the post while the stock are taken around the post. The stock should go to the right of the post if the first wear/drive panel is on the left, or vice versa. Stock are considered to have passed the post when they have crossed the line behind the post that would be a continuation of a line running lengthwise down the center of the arena from the set-out area to the handler's post. With cattle, the handler need not remain at the post as the cattle are brought toward it, but may move to either side along an imaginary line running across the width of the arena at the level of the post.

4. When the stock have passed the handler's post, the handler may leave the post and accompany the stock and dog to the obstacles, which should be taken in the designated order.

5. The handler may take any position relative to the stock and dog, except that the handler should not go through the obstacles. If one or all of the stock pass an obstacle closely without going through, they should continue on to the next obstacle. Upon negotiating the second obstacle, the stock are taken to the pen.

6. In penning, after opening the gate the handler may move about and may assist the dog as needed, and need not hold the rope. The stock should be completely inside the pen before the gate is closed. All stock should be penned. The gate should not be slammed.

HTD II

1. The handler removes the lead just inside the limits of the course and brings the dog off lead to the handler's post. The handler may remain with the dog, or may take a position anywhere on the half of the course between the post and the line of the obstacles, not passing beyond the obstacles during the outrun, lift and fetch.

2. The handler sends the dog to gather the stock (the outrun may be done in either direction). When the dog reaches a position of balance with the stock, it may pause or briefly stop. The dog then fetches the stock to the handler's post. If not already at the post, the handler returns to the post ahead of the stock and dog, and stands there while the dog moves the stock past the post (see number 3 above for definition of passing the post). With cattle, the handler need not remain at the post as the cattle are brought toward it, but may move to either side along an imaginary line running across the width of the arena at the level of the post. The stock should

go to the right of the post if the first wear/drive panel is on the left, or vice versa. The handler may then leave the post and direct the dog to take the stock to the first obstacle.

3. As the stock are taken to the first obstacle, the handler may accompany the dog and stock, taking any position relative to them. Upon reaching the first obstacle, the handler may not go through or past the obstacle. While directing the dog to move the stock toward and through the second obstacle, the handler must remain behind an imaginary handler's line which runs from the handler's post to the edge of the first obstacle nearest the center of the arena. The handler may remain near the first obstacle or may move back toward the handler's post so long as this line is not crossed before the stock have cleared the second obstacle. If one or all of the stock pass an obstacle closely without going through, they should continue on to the next obstacle. Once the stock have cleared the second obstacle, the handler proceeds to the pen.

4. In penning, after opening the gate the handler must hold the end of the rope attached to the gate. The handler cannot release the rope during penning, but may move about within its limits and may assist the dog. With cattle, the handler need not hold the rope. The stock should be completely inside the pen before the gate is closed. All stock should be penned. The gate should not be slammed.

HTD III

1. The handler removes the lead just inside the limits of the course and brings the dog off lead to the handler's post. The handler stands at the post while the dog is sent to gather the stock. After the outrun, lift and fetch, the dog moves the stock around the handler's post. With cattle, the handler need not remain at the post as the cattle are brought toward it, but may move to either side along an imaginary line running across the width of the arena at the level of the post. The stock should go to the right of the post if the first wear/drive panel is on the left, or vice versa.

2. The dog drives the stock toward and through the first obstacle, then cross-drives toward and through the second obstacle. If one or all of the stock pass an obstacle closely without going through, they should continue on to the next obstacle. The handler remains at the post until the completion of the second obstacle. When the second obstacle has been negotiated, the handler may go to the pen.

3. In penning, after opening the gate the handler must hold the end of the rope attached to the gate. The handler cannot leave the gate or release the rope during penning, and should only assist the dog in penning through whistle, verbal or hand commands. With cattle, the handler need not hold the rope. Any handler who physically assists the dog in penning will have points deducted. The gate should not be shut until all the animals are completely inside the pen. All stock should be penned. The gate should not be slammed.

4. After penning, the animals should be removed from the pen and the gate closed. The dog should then hold the sheep to the handler so that an easily-removed ribbon may be taken gently from the neck of the marked sheep. This may be done anywhere within the roughly triangular area formed by handler's post and the panels. The ribbon may not be taken as the stock are leaving the pen, nor may the exercise be done near an exhaust gate. Animals may not be held by hand or crook. Once the ribbon is removed, the run is over.

For cattle, a shed (an animal or animals is split from the group and briefly held apart from the others) is to be used rather than the hold and ribbon removal. With groups of three, a single animal is to be shed off, and with groups of more than three, two are to be shed off. This may be done anywhere within the lower 1/2 of the arena (where the handler's post is located), and the fence may be used in accomplishing this.

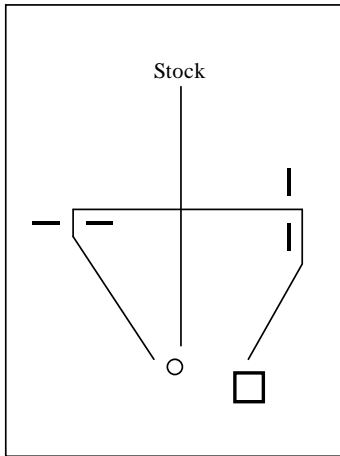
For ducks, a shed is to be used rather than the hold and ribbon removal. With groups of three, a single animal is to be shed off, and with groups of more than three, two are to be shed off. This may be done anywhere within the roughly triangular area formed by handler's post and the panels. Judging of the shed shall be as indicated under "Judging HRD and RLF Courses, Sorting Exercise," below. As an alternative to the shed, a "duck touch" may be used instead, at the

discretion of the judge and sponsor. The use of a “duck touch” instead of a shed must be announced at the handler’s meeting prior to the class and must be used by all entrants in the class. For the duck touch, the requirements are the same as for the hold and ribbon removal, except that the handler should reach down and gently touch any duck on the back, NOT the head or neck.

NOTE: On sheep, as an alternative to the hold and ribbon removal, a sponsor may choose to use a shed instead. With groups of three, a single animal is to be shed off, and with groups of more than three, two are to be shed off. This may be done anywhere within the roughly triangular area formed by handler’s post and the panels. The use of a shed rather than the hold and ribbon removal must be clearly noted on the sanction application, must be indicated on the premium list or flyer, and must be marked on the scoresheets. Judging of the shed shall be as indicated under “Judging HRD and RLF Courses, Sorting Exercise,” below.

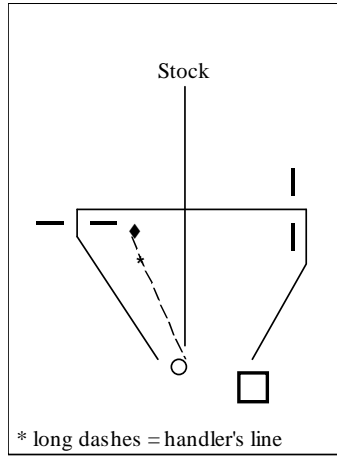
HTD COURSE DIAGRAMS

The outrun may be done in either direction at all three levels.



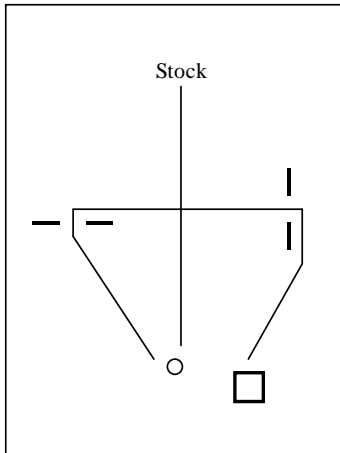
HTD I

For the gather, the dog is placed along the centerline at a point no closer to the stock than the first set of panels; the handler may move closer to the stock.



HTD II

For the gather, the dog is set out near the post; the handler may move forward but not past the panels. After moving the stock around the post and to the obstacle, the handler remains here ♦ or anywhere behind the handler's line while the dog moves the stock through the second obstacle.



HTD III

For the gather, the dog is set out near the handler's post. The handler remains at the post until time to go to the pen.

HRD AND RLF COURSES

1. Ranch/farm courses should be laid out in as natural a manner as possible in a ranch or farm setting. They should be kept reasonably simple and should provide accessible views for the judge throughout. These courses may not be held as arena courses with all elements in one arena (arena is defined as areas suitable for HTAD use). Multiple arenas, multiple pen and arena combinations, and field/pen/arena combinations are acceptable, but a course using only one arena for all elements of the course or an arena with the addition of only a take pen and/or repen is not acceptable. Safety of stock, dog and handler is an important consideration, and the course must be free of potentially hazardous obstructions or areas.

2. HRD classes must use at least 5 head of stock, *with larger numbers preferred*. RLF classes must use at least 25 head for sheep or goats, 15 head for geese, and 10 head for cattle. An organizer planning on using groups of animals that are large enough to meet the minimum numbers for RLF may still choose to designate the classes as HRD rather than RLF, but this must be clearly indicated on the Sanction Form and the premium list.

3. Wherever "HRD" is mentioned below, it is understood that it also applies to RLF.

4. Distances for courses and times allowed should be well thought out, with practice runs used to determine the design. Distances should be suitable to the stock being used, well within their physical abilities, with ample time allowed for completion. (A sample HRD course with diagram and description is available from the AHBA Sanction Coordinator.)

5. The sanction application must include: (1) a step-by-step description of the course, (2) a diagram of the course, and (3) a scoresheet set up in the format of the HTD scoresheet. The description and diagram are to include dimensions of arenas, pens and obstacles, distances, time limits, starting and ending points for each scoring section of the course, and may include any additional information desired such as draw points of stock. If applicable, any areas that are to be considered "off course" must be indicated. The two tie-breaking elements should be clearly indicated in order. The course design must have been seen and approved by the judge before being submitted to the AHBA. (Sample HRD course descriptions, diagrams and scoresheets are available from the AHBA Sanction Coordinator. If needed, assistance in creating a scoresheet master using the provided scoring is available from the Sanction Coordinator upon request.)

6. Scoresheets must have no fewer than 5 and no more than 10 scoring sections. Point totals must be 90 points for HRD I and II, 100 points for HRD III. The additional 10 points for HRD III may be set up as a single section of 10 points for an additional task, which is the preferred method, or may be included within a section or within two sections (divided evenly) and figured into the total for those sections (with a variation, a task may be given more points in level III than in levels I and II). It is preferred that fewer than 10 points not be used for a scoring section.

7. All courses must include: A gather; a wear/drive/cross-drive (according to level of class); various obstacles; a sorting exercise (required for HRD III, optional for HRD I and II); penwork, including repenning at the end of the course. Optional elements may include such exercises as a designated narrow road or path on which the stock must be kept, stopping and holding the group in place, keeping the group within a designated grazing area, etc.

8. Elements may be judged separately or may be combined into a scoring section, e.g., a series of chutes or pens (other than the final pen), obstacles with a section of the course leading up to that obstacle, etc. The gather may be judged as one section or divided into outrun/lift and fetch. Beginning and ending of sections must be clearly indicated for use in scoring.

9. As a result of a sorting exercise, a smaller group of animals may be used on part of the course. In such a situation, fewer than the minimum number of animals required for the course may be used, but on no more than 1/4 of the course; fewer than three animals may not be used.

10. It may happen that due to the nature of the course and its requirements, the performance of a particular task will be of such importance to the performance of a subsequent task that failure

to perform it will result in the halting of the run and consequent non-qualification. If this type of design is used it must clearly be indicated on the premium list or flyer for the event.

11. The approved diagram and detailed description must be provided to entrants well before the trial, and copies must be available at the trial site on the day of the event.

Gather

The gather may be done either in an arena or pasture, and may be done either at the beginning or somewhere along the course. For instance, the stock may be taken out to a location in the pasture, settled, then the handler and dog may move back to a specified location. There must be a distance of at least 120 ft. between the location of the stock to the location of a designated handler's post.

For HRD I, whether in an arena or pasture, the dog may be taken to a point halfway between the designated handler's post and the stock, and the handler may go to within 15 ft. of the stock. For HRD II, the dog is set at the post, and the handler may go halfway to the stock. For HRD III, the dog and handler both are at the post.

If the gather is at the beginning of the course, the dog may be positioned on-lead in the HRD I class, but there must be a pause after the lead is removed, before the dog is sent to gather the stock; in the HRD II and III classes, the lead must be removed just inside the course limits. If the gather is later during the course, the dog will be off-lead in all classes.

Wear/Drive/Cross-drive

For HRD I, the handler may fetch and/or drive throughout, with the handler in any position. For HRD II and III, the handler's movement will be restricted by the use of handler's posts and limit lines in certain areas. HRD II must include a cross-drive or drive of at least 60 ft. HRD III must include a drive and/or cross-drive of at least 120 ft. which may be divided into two sections of at least 60 ft. each. Drives should be related to meaningful ranch tasks such as taking stock to a different location or pasture or moving a group away from the main flock.

On the scoresheet, the wear/driver segments may be set up separately, or set up in conjunction with an obstacle and scoring included within that obstacle (e.g., for an obstacle such as a bridge, part of the course leading up to the bridge may be included in the scoring for the bridge; a section of the course may indicate "drive through second panel").

Obstacles

There must be at least one free-standing obstacle in HRD I and HRD II and at least two free-standing obstacles in HRD III (a free-standing final pen may be counted for this requirement). Obstacles may include panels, chutes, alleyways, pens, bridges, trailers, or natural obstacles such as a passage between shrubs or trees. Any obstacle must be suitable for the number of stock being used. The course designer will indicate whether specific obstacles may or may not be entered by the handler or at what point an obstacle may be entered. If entry of dog and/or handler is allowed there must be ample room for the dog and/or handler to maneuver and solid sides should be avoided for narrow obstacles; the handlers' meeting should include discussion regarding safe negotiation of any narrow obstacles.

Free-standing obstacles must be at least 20 ft. from any fence. Openings of free-standing obstacles may not be more than 12 ft.

A bridge may be an actual bridge crossing a gully or ditch or may be an obstacle set up for the course. In the latter case, an obstacle designated as a "bridge" is distinguished from a chute in that the bridge has a floor and should be no less than 6 ft. and no more than 12 ft. in width; handlers must cross bridges, but it is up to the course designer and judge whether the dog must cross. Actual bridges may have any surface and may be narrower than 8 ft. but no less than 4 ft. in width. Chutes may vary from 2 ft. to 4 ft. in width and may or may not have a floor; handlers should not enter chutes unless necessitated by the course design, but dogs may enter chutes.

Bridges and chutes less than 12 ft. in width may have entry wings with an opening of no more than 12 ft. (For trials using very large groups, permission may be requested for use of somewhat wider wings proportional to the number of animals being used).

Dimensions of obstacles are to be given on the sanction form.

Sorting Exercise

A sorting exercise may consist of removing a ribbon from a marked sheep, a shed or splitting off one or more head of stock, gate-sorting stock into a particular area, using a sorting race or chute to sort stock, and/or briefly and gently capturing and holding an individual sheep. Certain sorting exercises may allow use of a crook. Sorting may require only a certain number of animals, or may require the sorting of specific animals. A particular area to be used may be designated, or any area allowed. The course designer may choose among these options. Details and specifications must be clearly set out. A sorting exercise is required for HRD III classes. If desired, sorting exercises may be used in HRD I and II level classes and may be graduated according to class.

Pens, Including Reopen

Pens may include a take pen at the beginning of the course, sorting pens, a series of pens to be negotiated during the course, and a reopen.

Apart from a take pen and the reopen, the course designer will determine which, if any, pens may be entered by the handler and/or dog. Smaller pens which are to be entered by the handler and/or dog should not have solid sides. Larger pens may incorporate solid sides (such as the side of a building). Any pen must be suitable for the number of stock being used and, if entry of dog and/or handler is allowed, must give ample room for the dog and/or handler to maneuver. Take pens should not be less than 12 ft. X 12 ft. for sheep (16 ft. X 16 ft. for cattle), and may be larger. When stock are removed from any pen, the gate should be closed afterwards unless specifically required to be left open.

Take pens are differentiated according to class. HRD I handlers may enter the pen and may move around to assist the dog as needed but may not touch the dog or stock without penalty. HRD II handlers may enter the pen but must remain just inside the gate. HRD III handlers may not enter the pen. If the course begins with a take pen, in the HRD I class the dog may be brought into the pen on-lead if the handler chooses, but there must be a pause after the lead is removed, before the dog is sent to collect the stock. For HRD II and III classes, the dog must enter the pen off-lead.

The reopen may be a free-standing pen, fenceline pen, trailer, barn, corral or pasture. Classes may or may not be differentiated by required positioning of the handler at the pen. Holding a rope tied to the gate may or may not be required. The final pen, trailer, barn, corral or pasture may not be entered by the handler without a significant penalty (other than to remove the stock if necessary after the run is completed).

Dimensions of pens are to be given on the sanction form.

NOTE: Although HRD courses should conform to the above, under certain circumstances certain courses may be approved which, while including nearly all of the above elements, may vary in one respect or another. Special approval for such courses will only be given in the case of established courses used by recognized herding authorities such as the Societe Central Canine of France, Working Kelpie Council of Australia, and similar organizations. Judging will be in general accord with the criteria outlined by such organizations so long as those criteria do not conflict with AHBA criteria. The scoring system of the relevant organization may be used as practicable, but qualifying scores will be determined by the standard AHBA percentages and the total score available for the advanced class must be at least 10 points more than the total score available for the intermediate and started classes. Complete information must be provided to AHBA, to the prospective judge or judges, and to prospective competitors well before the proposed event.

HTAD COURSES

1. The course must be one of the approved HTAD courses specified in Appendix B. When sanctioning the trial, the course diagram number must be indicated on the Sanction Form. The flyer or premium list provided to entrants must include the course diagram and description or specify the number of the course.

2. Levels are differentiated as indicated on the course diagrams by requirements such as handler's posts and lines. Except as limited by designated handler's posts and lines, the handler may fetch and/or drive the rest of the course, with the handler in any position.

3. Sizes of arenas for HTAD classes are as follows: For hoofed stock, no more than 400 x 400 and no less than 100 x 200. For geese and turkeys, no more than 200 x 200 and no less than 100 x 100. For ducks, no more than 100 x 100 and no less than 100 x 50.

4. On courses with a gather, the distance between the stock set-out point and the handler's post shall be preferably one-half the arena length, but must be no less than 100 feet for hoofed stock, 50 feet for poultry. For HTAD III, the dog and handler both are at the post. For HTAD II, the dog is set at the post, and the handler may go halfway to the stock. For HTAD I, the dog may be taken to a point halfway between the designated handler's post and the stock, and the handler may go to within 15 ft. of the stock. If the gather is at the beginning of the course, the dog may be positioned on-lead in the HTAD I class, but there must be a pause after the lead is removed, before the dog is sent to gather the stock; in the HTAD II and III classes, the lead must be removed just inside the entry gate. If the gather is later during the course, the dog will be off-lead in all classes.

5. On courses with a take pen, the take pen shall be no less than 12 ft. x 12 ft. for hoofed stock and 4 ft. X 4 ft. for poultry. If animals are run in groups larger than the minimum, larger pens should be used. Pens larger than 50 ft. x 50 ft. are not considered take pens for hoofed stock. Pens larger than 25 ft. x 25 ft. are not considered take pens for poultry. In all three classes, the lead is removed before the handler opens the take-pen gate. For exiting the stock, HTAD III handlers may not enter the pen. For HTAD II, handlers may enter the pen with the dog but should not move the stock themselves. For HTAD I, the handler may assist the dog in moving the stock. An exception is made for cattle, where the handler may go in and assist if necessary at any level. A heavy penalty shall be assessed for the handler going in the take pen alone (i.e., without using the dog) or for taking the dog in on lead. If the stock come out on their own volition without the handler or dog entering, there is no penalty.

6. The length of the drive shall be preferably one-half the length the arena, but must be no less than 100 feet for hoofed stock, 50 feet for poultry. The drive may be in the open or may be partially on the fence, but at least one-half of the drive length must be in the open, at least 20 ft. from any fence for hoofed stock or 10 ft. from any fence for poultry. In HTAD III, the stock will be driven the full minimum distance away from the handler. In HTAD II, the handler may accompany the stock for half the distance, then the stock must be driven the remainder of the distance away from the handler. Any drives longer than the minimum may be in the form of a drive away or cross-drive or both, and may be off or on the fence. For HTAD I, the handler may opt to drive, fetch, or a combination of the two.

7. There are three obstacles, which are indicated on the course diagrams and may consist of panels, chutes, bridges, pens, trailers, or, in the case of poultry, crates. At least one obstacle must be free-standing, at least 20 ft. from any fence; the other obstacles may be either free-standing or on the fence. For hoofed stock, openings of obstacles may not be more than 12 ft. For poultry, openings of obstacles may not be more than 6 ft. Chutes and bridges or other narrow passages, while they may have a wider entrance as specified above, should be no more than 4 ft. for hoofed stock and 2 ft. for poultry in the run-way section. Smaller "single-animal" runways are acceptable. The handler should not enter obstacles unless specifically allowed in the course

description; the handler may, however, enter a pen or trailer to take the animals out after they have been penned or put in the trailer.

8. HTAD III classes include a sorting exercise; in HTAD I and II classes there is a hold instead. The area for the sort (other than a gate sort) and the hold is approximately halfway between the repen gate and the nearest obstacle and is off the fence. The type of sort, which will be the same for all entrants in that particular class, must be stated in the Sanction Form and the premium. For sorting purposes, animals may be designated by marking with a colored marker or spray paint, by specifying animals of a certain appearance, or by means of a light, easily-removed ribbon fastened around the animal's neck. If a ribbon is used, it should be fairly loose but not excessively so; it should be clearly visible and should come apart readily with a light tug, e.g. by using easily-torn material such as surveyor's tape or by using a velcro closure. In HTAD III classes, the animals are taken to the repen gate in the case of a gate sort, or to the sorting/hold area for the other types of sorts. The sort may be one of the following: (a) Gate sort: The animals are taken to the repen gate. Two animals are gate-sorted and repenned first, leaving three out in the arena. If there is more than one exit gate, different gates may be used in the sort. (b) Ribbon-removal/shed: The handler will remove the ribbon from the specified sheep. For cattle and ducks, a shed is done of two animals. A shed of two animals may also be used with sheep *instead* of a ribbon-removal. Where three head of cattle are used, the sort/shed shall be with one animal separated from the remaining two. For poultry, putting the fowl into a small carrying crate is an acceptable alternative, in which case the crate shall be at least 20 ft. off a fence. For HTAD I and II classes, the animals are taken to the sorting/hold area and briefly held in the specified area, then are taken to be repenned. The sort ends for HTAD I and II at the conclusion of the hold, and for HTAD III when the gate is closed on the sorted animals or when the ribbon has been removed/animals have been shed.

9. The stock are repenned at the end of the course. They should be held away from the gate while it is being opened.

10. Course time is 10 minutes for HTAD I and II, 12 minutes for HTAD III. Course times may be adjusted at the discretion of the judge due to take into account larger arenas or other circumstances, but must be consistent throughout the classes. Time starts upon the dog leaving the handler's post for a gather, or the opening of the gate for a take pen. Time is stopped upon the closing of the repen gate.

11. Point schedule:

Courses 1 & 3:	Levels 1&2	Level 3
Take Pen or Gather	10	15
Obstacle 1	15	15
Drive	15	15
Obstacle 2	15	15
Obstacle 3	15	15
Sort	10	15
<u>Repen</u>	<u>10</u>	<u>10</u>
Total	90	100

Courses 2 & 4:	Levels 1&2	Level 3
Take Pen or Gather	10	15
Drive	15	15
Obstacle 1	15	15
Obstacle 2	15	15
Obstacle 3	15	15
Sort	10	15
<u>Repen</u>	<u>10</u>	<u>10</u>
Total	90	100

JUDGING

1. Judging for all courses should be based on efficient, practical work. The stock should be moved calmly and steadily, neither too fast nor too slow, in a fairly straight line through the course. Points (whole or half) are deducted according to the extent that the performance varies from the ideal. For instance, there will be minor points deducted for some deviation from the line of the course, more points deducted for more deviation from the line. Where there are minor inefficiencies such as some weaving of the stock, minor deductions should be assessed, and where the stock are moved ineffectively or inefficiently (galloping, major stops/starts or well off the logical line of approach), more points should be deducted. If one head of stock escapes or is left behind, this is to be penalized throughout the course. Scoring should take into account the total value given to the section. Where one scoring section contains more than one task or separate element, this should be taken into account proportionally in scoring the overall section. In general, minor deductions will consist of a range of from 1/2 point up to 2 points; heavy deductions will involve from three points up to nearly all the points available for that section or portion of the section where applicable; severe deductions will involve nearly all or all points available for the section or portion of the section where applicable. A score of zero on one or more scoring sections will result in a non-qualifying score.

2. On obstacles, points will be deducted for stock missing the obstacle. In general, a near miss with an overall straighter line between obstacles will lose fewer points than a great deal of deviation from the line with the stock eventually going through the obstacle. There may be more of an emphasis given to the accomplishing of an obstacle in a ranch trial. The "last head of stock" passing through or by an obstacle means the rear of the last animal in the group.

3. Each obstacle or element of a course must be attempted, but excessive retries at obstacles or elements should be avoided. If, after two attempts, an exercise has not been accomplished, the handler should move on to the next element, or after several attempts may be asked to move on by the judge. The handler may ask, and the judge indicate, if a particular effort constitutes an attempt. To count as an attempt, the occurrence should be significant in nature: e.g., the stock completely passing an obstacle, chute or pen and going some distance away from it. *The judge must be consistent with regard to nature and number of attempts.* At no time shall over-working the stock be allowed. If, due to circumstances such as a notably difficult group of stock or other factors, the judge indicates the exercise is finished after several attempts, or if time runs out before the obstacle or element is completed, the judge may still give a score above zero for that scoring section if a good attempt has been made, although such score will reflect the heavy penalties assessed for not successfully completing the element (this includes the final pen).

4. If no attempt is made at an obstacle or element of the course, a score of zero is given for that obstacle or element. This includes obstacles or elements not attempted due to running out of time during the previous obstacle or element, or the handler making no attempt to stay at a designated limit line or handler's post. This is distinguished from a situation where a genuine attempt has been made, but in the end was not successful, in which case deductions may be made up to but not exceeding the value of that section. If a handler starts to move on before the judge considers an attempt has been made, the judge should so notify the handler.

5. Within each scoring section, some account should be taken of the overall working manner of the dog relative to the way the stock are handled. A dog whose work results in calm, collected movement of stock, without error and without stress, is to be the most highly valued. The dog should show a calm, yet firm, demeanor toward the stock; it should show evidence of ability to think for itself as well as obedience to commands. It should be in smooth, sustained control of the stock, not merely following stock or showing mechanical obedience in the presence of stock which by coincidence happens to make an obstacle. Some account may be taken of the degree of difficulty of the stock, but caution should be used in this and consistency of scoring must be maintained.

6. With regard to the dog, points are deducted, from 1/2 to 1 to several points, depending on the extent of the deviation from the most calm and efficient movement of the stock and the requirements of the level entered. This may include (but is not limited to): splitting the stock; needlessly circling the stock; spinning in circles; allowing or causing escapes; excessive disturbance of the stock or an aggressive manner toward the stock; lack of attention to the stock; sniffing; fouling the arena. An unnecessary but mild nip will be penalized, and several such nips will be cause for removal. An unnecessary hard grip or a severe grip will be cause for immediate removal. The dog may be removed at any time for lack of control or overrunning the stock, with a non-qualifying score given.

7. With regard to the handler, points are deducted, from 1/2 to 1 to several points, depending on the extent of the deviation from the most calm and efficient movement of the stock and the requirements of the level entered. This may include (but is not limited to): over-commanding; excessive handler assistance; touching the dog; touching the stock unless specifically allowed by the exercise; commands given in harsh tones; making threatening gestures toward the dog or stock. Heavy deductions are given for: failing to remove the lead at the designated time; prematurely leaving any designated limit line or handler's post; physically moving or guiding the stock unless specifically allowed by the exercise. Physically correcting or attempting to correct the dog, abusive tone or language, threatening or hitting the dog, hitting or roughly handling the stock, will be cause for severe penalty or removal.

8. If stock escape from the dog's control but remain within the limits of the course, the handler may attempt to retrieve them. If this can be done and control reestablished with reasonable efficiency and smoothness, the handler may proceed, with penalties given for the loss of control. Should there be more than two complete escapes, or failure to reestablish control within a reasonable amount of efficiency, the run will be halted and a non-qualifying score given. If the stock leave the designated limits of the course, the run is halted and a non-qualifying score given.

9. Additional requirements or penalties may not be inserted by the judge at variance with the rules or course description. For example, in the HTD I or II classes a judge may not deduct points for the handler going to the positions described in the rules for those classes rather than remaining at the handler's post; a handler in HTD I or II who remains at the handler's post does not receive "extra credit" for doing so, although they may do so if they choose.

10. Judging should be balanced, impartial, consistent, and focused on the efficient, calm accomplishment of the tasks. While overall consistency of judging is highly desired, it is to be recognized that between judges there may be slight differences of interpretation. This is acceptable so long as the judge remains clearly within the rules and is consistent with what is stated at the handler's meeting.

JUDGING HTD COURSES

Outrun/lift

When waiting for the stock to settle upon being set out, the handler should send the dog in a timely fashion as soon as the stock have settled. On the outrun, the dog should move around the stock at a sufficient distance so that the stock are not disturbed before the balance point is reached, but neither should the dog be off contact. The dog should not cross over on the outrun, and should come to the balance point so that the stock begin to move (lift) smoothly and calmly toward the handler. The outrun is judged from the time the dog is set in motion until the stock has been lifted. In an arena the fence may interfere with the distance the dog needs to keep from the stock in order to avoid disturbing them; any penalties assessed will need to take this into account if it proves to be a factor. Points are deducted, from 1/2 to 1 to several points, depending on the extent of the occurrence, for (but not limited to): dog anticipating start of outrun; dog crossing behind handler at start of outrun; dog stopping on outrun; redirects; too narrow an

outrun; dog off contact; dog causing the stock to shift position before completion of outrun; a minor split. Heavy deductions are given for: dog running straight at the stock; a major split; crossing over during outrun; handler leaving the post or designated area before indicated for that level.

Fetch

The fetch should be directly to the handler's post. The stock should go to the right of the post if the first wear/ drive panel is on the left, or vice versa. The line of the fetch should be judged from where the dog lifts the stock. In an arena situation this may need to take into account whether the fence was a factor in causing the dog to disturb the stock as it approached them on the outrun, thus moving the point at which the lift takes place.

Once the stock have reached the post, they should go to the right of the post if the first wear/ drive panel is on the left, or vice versa. If one or more of the stock pass the handler's post on the wrong side, or if all the stock pass the handler's post on the wrong side but near to it, the stock should be taken on to the first wear/drive obstacle. If the stock run down the course without coming near the handler's post, they should first be brought near it before being taken on to the first wear/drive obstacle. Points are deducted, from 1/2 to 1 to several points, depending on the extent of the occurrence, for (but not limited to): one or more head of stock deviating from the line of the course; the stock running too fast; the stock stopping on the course; the stock retreating on the course; one or more head of stock going past the post on the wrong side. Heavy deductions are given for the stock escaping the dog's control and running away a great distance.

Wear/Drive Through First Obstacle

The wear/drive through the first obstacle begins at the point where the stock first pass the handler's post. There should be a close turn around the post, with the handler standing at the post. The wear/drive through the first obstacle ends when the last head of stock has passed entirely through or past the first obstacle. Points are deducted, from 1/2 to 1 to several points, depending on the extent of the occurrence, for (but not limited to): one or more head of stock deviating from the line of the course; the stock running too fast; the stock stopping on the course; the stock retreating on the course; one or more head of stock not going through an obstacle or going through the obstacle the wrong way; wide turns around the post or after the obstacle. A 2-point deduction is given for the handler passing the post (as defined in number 3 of the HTD I section under HTD Courses) before the stock have passed it, and for the handler going through an obstacle in the HTD I class. Heavy deductions are given for the stock escaping the dog's control and running away a great distance.

Wear/Drive Through Second Obstacle

The wear/drive through the second obstacle begins when the last head of stock has passed through or beyond the first obstacle. There should be a close turn just past the first obstacle, lining the stock up for the second obstacle. The wear/drive through the second obstacle ends when the last head of stock has passed entirely through or beyond the second obstacle. Points are deducted as for the wear/drive through the first obstacle, with the addition of a heavy deduction being given for the handler pre-maturely crossing the handler's line (which includes the plane of the opening of the 1st obstacle) in the HTD II class.

Wear/Drive To Pen

Scoring for the wear/drive to the pen begins when the last head of stock has passed entirely through or beyond the second obstacle. There should be a close turn just past the second obstacle, lining the stock up for the pen. The wear/ drive to the pen ends when the nose of the first head of stock reaches a point even with an imaginary line approximately 10 feet from the pen

and at a right angle to the designated wear/drive path between the second obstacle and the pen. Points are deducted as for the wear/drive through the first obstacle.

Pen

Scoring for the pen begins when the nose of the first head of stock reaches a point even with an imaginary line approximately 10 feet from the pen and at a right angle to the designated wear/drive path between the second obstacle and the pen, and ends when the pen gate is closed with the stock inside.

The stock should go directly to the pen and enter the pen without circling it. All stock should be penned. Points are deducted, from 1/2 to 1 to several points, depending on the extent of the occurrence, for (but not limited to): stock running too fast to the pen; stock stopping on the way to the pen; stock going past or circling the entrance of the pen; stock being hurried or rushed at the pen or crowding up against the gate or handler; one or more head of stock leaving the pen after having entered it. Heavy deductions are given for the stock escaping the dog's control and running away a great distance; handler entering the pen other than to remove the stock after the pen has been completed; handler dropping the rope if required to hold it; handler failing to close the gate after the animals have been removed when another exercise is to follow. A severe deduction is given for failure to pen all the stock.

Hold (HTD III only)

The hold begins with the handler opening the pen gate to remove the stock. The handler and/or dog may enter the pen or may remain outside. Removing the stock should be done calmly. The gate is closed again and the stock are moved a short distance from the pen for taking the ribbon off of the sheep, shedding the ducks, or splitting the cattle. Points are deducted, from 1/2 point to 1 to several points, depending on the extent of the occurrence, for (but not limited to): excessive time taken in removing and settling the stock; unduly disturbing the stock; repeated unsuccessful attempts to take the ribbon off of the sheep, shed the ducks, or split the cattle; using the fence or side of the pen to help accomplish the exercise (no penalty for using the fence in splitting cattle); doing the exercise outside the lower 1/2 of the arena. Heavy deductions are given for: the handler failing to close the gate after the stock have exited the pen; hooking the ribbon with a crook; holding an animal with a crook and/or by hand around its neck or body. Severe deductions are given for: taking the ribbon as the stock come out of the pen; grabbing an animal by skin or wool, or taking the stock to an outlet gate to hold them. (If, in the case of sheep, a shed is used instead of the ribbon removal, judging is as indicated below under "Judging HRD and RLF Courses, Sorting Exercise." If, in the case of ducks, touching a duck is used instead of a shed, points are also deducted from 1/2 point to 1 to several points for unsuccessful attempts to touch the duck's back, or deliberately touching any part of the body other than the back; severe deductions are given for roughness in touching the ducks.)

JUDGING HRD AND RLF COURSES

Due to the individual nature of these courses, some forethought will need to be given to their judging. There must be sufficient time prior to the event for any judging questions to be clarified. Every effort should be made to achieve consistency in judging. Overall, the judging of HRD and RLF courses will be similar to the judging of HTD courses; the differences are primarily in the pattern of the courses and the nature of some of the obstacles and elements.

Gather

The gather is similar in outline to the "Outrun/Lift" and "Fetch" of the HTD course, and is to be judged as indicated under "Judging HTD Courses," above.

Wear/Drive/Cross-Drive

General judging requirements are as outlined in the sections "Wear/Drive to First Obstacle" and "Wear/Drive to Second Obstacle" under "Judging HTD Courses," as applicable.

Obstacles

General judging requirements are as outlined in the sections "Wear/Drive to First Obstacle" and "Wear/Drive to Second Obstacle" under "Judging HTD Courses," as applicable. More weight may be given to the accomplishing of the obstacle, with less emphasis on line, but this is to be kept in balance and excessive retries and/or overworking of stock are not to be allowed. Judging is also to take into account the type of obstacle (e.g., chute or bridge), whether or not the handler and/or dog is allowed to enter it, and any other applicable factors.

Sorting Exercise

General judging requirements are as outlined in the section "Hold" under "Judging HTD Courses," above. Judging should take into account the handling of the stock during the sorting exercise relative to the type of sorting exercise it is, and whether or not the sorting is to be done in a particular place and/or specified animals are to be sorted.

Sorting should be done in an orderly fashion, without excessive pushing and crowding at the gate or unnecessary pressure by the dog. Stock may be gently blocked by hand or, when use of a crook is allowed, by the crook. Stock may not be dragged, pushed around roughly, hit, grabbed by wool or skin or touched unnecessarily.

When a shed is included, the shed should be done by the dog rather than the handler and the animals that are shed off should be held apart briefly, clearly under the dog's control; the judge will indicate the end of the shed. Minor deductions will be given for some handler assistance, heavy deductions will be given for extensive handler assistance and for failure to maintain control of the animals that have been shed off.

When the exercise involves the handler catching and physically holding a sheep, a gentle but secure hold should be effected, with the judge indicating the release of the sheep (the hold should be very brief). The judge or designated person may demonstrate a proper catch and hold at the handler's meeting. Catching and holding should be used sparingly and should generally be limited to the intermediate and advanced levels.

Sorting or holding must be done with care and consideration toward the stock. Roughness, inappropriate or improper use of the crook or hand in such sorting exercises will be severely penalized.

Pens, Including Reopen

General judging requirements are as outlined in the section "Pen" under "Judging HTD Courses," above. In addition, judging should take into account the nature of the pen (e.g., whether take pen, pen on the course, reopen), whether or not the handler and/or dog is allowed to enter it, and any other applicable factors. All gates must be closed unless specifically required to be left open.

Optional Elements

Optional elements not covered under "Judging HTD Courses" should be judged according to their requirements; e.g., for an exercise involving the stopping of the group and keeping it in a particular place, points would be deducted for such factors as the entire group not stopping, the animals being disturbed while being kept in place, animals straying beyond any designated limits, etc. In the case of required pauses or stops, these can be included for their own sake, or as part of another exercise, or used in situations where, due to the nature of the course, the judge may need to change position to better view a part of the course. If a set time limit is used for a stop, this

should be clearly indicated ahead of time, timed by the judge's assistant, and the end of the stop indicated to the handler by the judge.

JUDGING HTAD COURSES

Judging of HTAD courses should follow the above guidelines as applicable.

AMERICAN HERDING BREED ASSOCIATION

JUNIOR HERDING DOG PROGRAM

The Junior Herding Dog program, for dogs at the beginning levels of training, is run on a noncompetitive pass/not pass system, and leads to the title "Junior Herding Dog" (JHD).

JUNIOR HERDING DOG TESTS

1. Junior Herding Dog tests may be held in conjunction with Trials or in conjunction with Herding Capability Tests. The sanction fee for a Trial or a Herding Capability Test will also include the Junior Herding Dog test. Only if a Junior Herding Dog test is held by itself will there need to be a separate sanction form submitted along with a separate sanction fee. The AHBA Herding Trial Program rules apply to Junior Herding Dog Tests as indicated below:

(a) Sanction of Events, paragraphs 1-6 on pages 1 and 2.

(b) Organization and Recording, paragraphs 1-12 on pages 2 and 3, except that: With respect to paragraph 8, Test Recording Forms are used rather than Trial Recording forms. With respect to paragraph 9, if a JHD test is held in conjunction with a Herding Capability Test or as a stand-alone event, Test Report forms are used rather than Trial Report forms. Trial Report Forms may be used if a JHD test is held in conjunction with a trial and there is no Herding Capability Test held in conjunction with the event. With respect to paragraph 11, the references to Trial forms includes Test forms as applicable.

(c) Eligibility, paragraphs 1-6 on pages 3 and 4 (as indicated in paragraph 1, the program is open to all dogs 9 months of age or older).

(d) Title Requirements, paragraphs 1-4 and paragraph 6 on pages 4-5 as applicable.

(e) General Requirements, paragraphs 1-11 and paragraph 16 on pages 5, 6, 7 and 8 as applicable.

2. The size of arena for Junior Herding Dog tests should be between 80 x 100 ft. and 100 x 200 ft. for sheep, goats or cattle, and between 50 x 80 ft. and 100 x 100 ft. for ducks. Corners need not be rounded. A panel obstacle with a 12-ft. opening (6 ft. for ducks) is set in approximately the center of the arena, and two panels are set, one at each of the far corners of the arena, with openings of approximately 12 ft. (6 ft. for ducks), parallel to and approximately 12 ft. (6 ft. for ducks) from the back fence. Panels should be approximately 8 ft. x 4 ft. or 10 ft. x 4 ft. for sheep, approximately 4 ft. x 2 ft. for ducks.

3. Only the dog, the handler, the stock and, at the option of the judge, the judge, may be in the arena. The judge may choose to remain just outside the arena, but must be in a position to be able to closely observe the run, give advice, and quickly enter the arena if necessary. Handlers may carry only a standard herding crook or stock stick (wood, fiberglass or aluminum).

4. The course is described as follows:

The stock (3 to 10 animals) are free-standing in the middle of the short side near the top of the arena, well off the fence. The dog may be brought in on lead, and the handler may gently guide the dog by the collar to a position within no less than 15 ft. of the stock before removing the lead. Off-lead, the dog must hold a stand, sit or down, then is released to gather and/or drive the stock. Throughout the course, the handler may take any position relative to the stock and dog and may move anywhere on the course, including through the obstacles. The handler may not touch the dog once the stock are set in motion.

The stock are taken through the panels. The handler may take the center panel either on the return from the corner panels or on the way to the corner panels (when negotiating the corner panels, the handler may choose to do either the righthand or lefthand panel first). The stock are

then taken to the pen. The dog is stopped, holding the stock in place, while the handler opens the gate to the pen. After the stock have entered, the handler must close the gate; the dog should remain outside the pen.

5. The judge must observe the handler and dog and may not physically assist the handler and dog, but may advise the handler on how best to encourage the dog to move the stock and how to maneuver around the course.

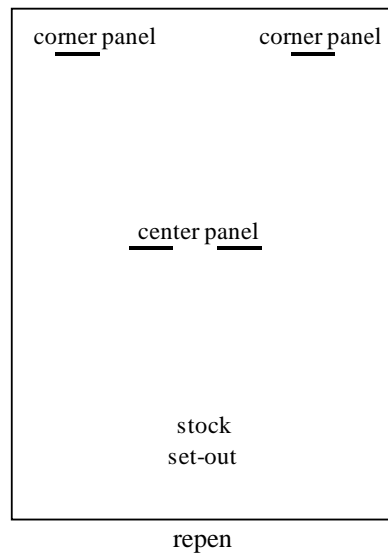
6. The dog must demonstrate its ability to collect and control stock, put stock in motion, move the stock in straight lines and turns, negotiate obstacles and come to a reliable stop at the pen. The stock must be taken through both corner panels and through the center obstacle to qualify.

7. Dogs are not to be allowed to rough up, trample or grip stock. Unruly dogs or dogs which attempt to attack the stock must be taken from the arena immediately. Dogs which are excessively fearful of the stock should be removed. Dogs showing lack of progress should be removed from the arena after five minutes.

8. Testing is completed and the handler may leash the dog as soon as the gate is closed.

9. Course time is 10 minutes.

JUNIOR HERDING DOG TEST COURSE DIAGRAM



Note: this course may also be set up in an open field, by substituting two free-standing panels for the corner panels. These free-standing panels should be located approximately where the corner panels would be in an arena, and should be similar in size and form to the center panel.

JUDGING JUNIOR HERDING DOG TESTS

The Junior Herding Dog Test is designed as a bridge between early testing and training, and the more complete training required for competition in herding trials. The judge may give verbal guidance and suggestions to the handler as needed before and during the test, but does not take an active physical part in handling the dog.

Although the dog may not show complete refinement of commands, it should be demonstrably capable of performing the basic elements of herding sufficient to control stock through a simple pattern. The Junior Herding Dog test form provides for designations of "Good,"

"Fair," "Insufficient," and "Not Accomplished" for a series of tasks. "Good" or "Fair" designations must be earned on each task for the dog to qualify.

The educational aspect of the Junior Herding Dog test is of primary importance.

PAUSE:

Ideally, during the pause the dog is given one command and stays in position until released to begin its approach to the stock. The dog may lie down, sit or stand. A dog which creeps a little may still be given a passing designation, although creeping is not desirable. Excessive creeping or simply breaking the command and running into the stock will result in an "Insufficient" or "Not Accomplished" designation. If a dog starts to break, but a second command causes the dog to stop and remain in place until released, the dog still may be given a passing designation.

COLLECT AND CONTROL:

In collecting and controlling the stock, the dog should not split the group or otherwise cause excessive disturbance. The dog should approach the stock in a calm manner, moving smoothly and maintaining an appropriate distance in relation to the stock. A little abruptness of movement may still allow a passing designation, but the dog will not be given a passing designation if it charges into the stock, splitting and completely scattering them. Likewise, if the dog has difficulty moving the stock, it may still pass if it does get the stock moving with some assistance by the handler, but should not pass if it is unable to move the stock without a great deal of assistance.

MOVEMENT THROUGH COURSE:

In moving the stock through the course, the dog ideally should pace itself to the stock, maintaining an appropriate distance, using sufficient but not excessive force, with the stock neither being rushed nor balking. The dog should move the stock in the path as directed by the handler, neither rushing the stock nor allowing it to balk. The line of travel should be fairly straight between obstacles. Turns should be smooth and definite, without disturbance of the stock. The turns may be gradual or at a sharper angle, according to the situation.

The handler should use as few commands as possible, allowing the dog to demonstrate its natural abilities. A dog may still be given a passing designation, however, despite a little rushing, incidences of balkiness, some repetition of commands, a minor split, some raggedness in the line of travel, some circling of the stock, etc., depending on the extent of these occurrences. An "Insufficient" or "Not Accomplished" designation will result from the dog rushing the stock continually, repeatedly splitting or excessively disturbing the stock, ignoring commands or requiring continual commands, continually circling the stock throughout the course, backing down at slight resistance by the stock to the extent that the dog is unable to move the stock after several minutes, etc. If the stock break away and the dog readily recovers them, the dog may still be given a passing designation, but if the stock escape entirely and cannot be recovered and set back on course in a reasonably efficient manner, or if the dog loses control repeatedly, the dog will not receive a passing designation.

OBSTACLES:

Either the corner panels or the center panel may be negotiated first, then the stock are taken to the pen. All of the stock should be taken through each obstacle, but a passing designation may still be given if one animal misses the obstacles when three or four head are used, or two animals miss when five or more head are used. The approach to and passage through the obstacles should be smooth and controlled. There may be some raggedness and weaving in negotiating the obstacles, but this should not be excessive, nor should the passage of the stock through an obstacle be mere happenstance, for a passing designation to be given.

RELIABLE STOP:

The stop may be a down, sit or stand. The dog may be stopped as necessary during the course of the run. Upon nearing the pen, the dog is stopped and holds the stock while the handler opens the gate. The dog should hold the stop until released to continue the penning. A little creeping or

starting to break may still allow a passing designation if the dog immediately responds to a subsequent command to stop. A dog that refuses to hold a stop or requires continual commands will not be given a passing designation.

REPEN:

Repenning should be accomplished efficiently and smoothly. A dog may be given a passing designation despite some bouncing around at the pen, the stock going past the pen entrance a few times, the dog entering the pen but immediately coming back out, etc., but will not be given a passing designation if there is excessive disturbance at the pen, the dog completely enters the pen after the stock and does not immediately respond to a command to come back out, or is unable to complete the penning exercise.

COMMENTS:

The comments section is particularly important. Strong points and areas needing improvement with regard to the dog's performance and the handler's handling should be noted, suggestions given, and notations made of the difficulty or cooperativeness of the stock -- anything that has a bearing on the dog's performance and the understanding of what transpired during the run. Overall comments are to be made in addition to comments under the different sections.

STOCK EVALUATION:

The behavior of the stock should be noted to provide background regarding the dog's behavior, because the nature of the stock can have a strong bearing on the dog's reactions, especially the less experienced dog. With regard to uncooperative stock, it should be indicated whether the stock was still controllable, or not only uncooperative but of such a nature as to be uncontrollable. Uncooperative stock may be either difficult to move (heavy) or inclined to bolt (flighty).

AMERICAN HERDING BREED ASSOCIATION **HERDING CAPABILITY TEST PROGRAM**

The Herding Capability Test Program is run on a pass/not pass system and leads to the title "Herding Capability Tested" (HCT).

SANCTION OF HERDING CAPABILITY TESTS

1. Tests may be open to all breeds or limited to a specific breed.
2. Clubs or individuals wishing to obtain sanction from the AHBA must complete a Sanction Form and return it to the AHBA Sanction Coordinator at least 60 days before the test, along with a sanction fee of \$15.00. Herding Capability Tests are sanctioned separately from trials, with a separate form and fee required. The fee will, however, cover a test held over consecutive days. In addition, Junior Herding Dog tests may be held in conjunction with Herding Capability Tests, in which case the sanction fee for the Herding Capability Test will also cover the Junior Herding Dog test. Sponsors must carry insurance. Sponsors will be notified as to granting of sanction; if sanction cannot be granted the fee will be returned. Refund of the sanction fee for a canceled event is at the discretion of the AHBA board and will be provided only in the case of extreme weather, disasters, or unusual circumstances preventing the holding of the event.
3. Copies of the AHBA test forms will be provided to the sponsor or individual requesting sanction, from which the necessary number of test forms needed for the event can be made. Test Recording Forms (for recording runs) and Test Report Forms will also be provided.
4. The language set out in Appendix A to these Rules must be incorporated into the entry form/ release form which must be signed by each entrant of an AHBA event. The original forms must be kept by the sponsor for a period of six months after the test so as to be available to the AHBA upon request.
5. Testers must be approved prior to the test by the AHBA Sanction Coordinator and must be selected from the list of approved judges of the American Herding Breed Association. Potential judges not on the list must apply to the AHBA for entry onto the list at least six weeks prior to any event at which they may be asked to judge. Application forms and information regarding requirements can be obtained from the AHBA Judges' Coordinator. If applicants have not received approval at least two weeks before an event they have been asked to judge, they are not eligible to judge at that event. If judges are paid, they should be paid by the sponsor or a designated representative of the sponsor.
6. A copy of the flyer or premium list should be provided to the AHBA at least two weeks prior to the event. The flyer or premium list should provide complete information regarding the event, including starting times for classes and indication of any ribbons or other awards which may be provided to qualifying dogs.

ORGANIZATION AND RECORDING

1. The event secretary or a designated assistant to the secretary must be presented throughout the event. The tester must be provided with an assistant to serve as scribe and timer. The event secretary and the tester must have a copy of the current AHBA rules with them at the event. A copy of the rulebook can be obtained by contacting the AHBA Secretary. Rules can also be found at: <http://www.ahba-herding.org>.
2. A designated stock supervisor must be in charge of the stock and must be present throughout the test.

3. Total entries per day, including pre-entries and any day-of-test entries, are not to exceed 25 dogs per tester, preferably fewer. If the tester is also judging a trial that day, total number of entries for the test and for the trial must be reduced accordingly.

4. Waiting dogs and people must keep a sufficient distance from the arena where a trial or test run is taking place. There shall be no outside interference or double-handling.

5. Good sportsmanship is to be shown at all times. The sponsor and sponsor's representatives have the responsibility for the overall conduct of the event; the judge or tester has the responsibility for conduct of the event in the arena(s). Should any controversy develop, the following shall apply: The sponsor or their representatives shall first do all in their power to minimize any interference with the event and any other participants at the event. This shall include but is not limited to providing a quiet private area in which to resolve such controversy or dispute. The nature of the controversy/dispute shall be taken down in writing and statements by any witnesses or evidence available collected. The sponsor or their representatives and all other parties involved shall make every effort to ascertain the facts and resolve the issue. If a resolution is not possible or further action is necessary, all details shall be put into written documents and sent to: ahbaboard@ahba-herding.org and it will be taken into consideration by the board. AHBA will only consider those items which fall under the rules and regulations of AHBA, and not any other controversy or dispute.

6. Awards or ribbons are provided at the discretion of the sponsor and the details must be clearly stated in the entry flyer or premium list.

It is recommended that ribbons/and or awards be given to each qualifier.

7. Participating dogs shall have test forms filled out in full. The original test form is given to the owner of the dog or the owner's agent. A complete record of entrants and results must be kept by the sponsor for a period of at least one year after the event; this record may be one or more of the following: copies of the test forms, copies of the Test Recording Forms, or a completed catalog.

8. A Test Recording Form must be completed in full for each qualifying entry, with a separate form being used for each run; only this form will be accepted for recording. For dogs which are registered, the dog's registration number should be included. If a dog is registered in more than one registry, the owner must choose which registry number to use and use it consistently for AHBA events. Owners of unregistered dogs should apply ahead of time to AHBA for a permanent tracking number. If, however, a dog is entered and runs before such application has been made, a notation to that effect may be made on the form and the form sent in with the others from that event for recording, and a tracking number will be assigned by AHBA before the dog's run is recorded; the owner will be notified of the number for future use. Lack of a registration number or tracking number on the recording form may delay recording for that particular dog. (Note: If desired, the sponsor may provide this form to prospective entrants, who can then fill out the top part of the form and return it to the sponsor for subsequent indication of results.) One set of the original completed Test Recording Forms are sent to the AHBA Sanction Coordinator.

9. A Test Report form shall be completed by the Test Secretary for the event and sent to the AHBA Secretary. The full information specified on the form must be provided.

10. Sponsors of sanctioned events shall pay a recording fee of \$2.00 per qualifying dog for those dogs to be recorded by the AHBA.

11. It is the duty of the sponsor to see that all forms are completed and that the Test Recording Forms, the Test Report, and the recording fees are sent to the AHBA Sanction Coordinator no later than 30 days from the date of the event. A fine of \$50.00 will be assessed for forms and recording fees submitted after the 30-day period.

12. Failure to conduct the event according to these Rules may result in suspension of the judge/tester and/or sponsor. Failure to provide the required reports and/or fees and failure to pay an assessed fine will preclude sanctioning approval in the future.

ELIGIBILITY

1. This program shall be open to all herding breeds and multi-purpose breeds with herding background as listed following these Test Program Rules.

2. Dogs must be six months of age or older.
3. Spayed bitches and neutered dogs may participate.
4. Bitches in heat may take part in tests, but must wait until all other dogs have participated.
5. Dogs must be sound and in good health.

Any dog which appears to be unfit will be removed at the tester's discretion; examples are: lameness, injury, illness, advanced pregnancy.

6. Dogs must have prior training to come reliably when called and to down, sit or stand-stay; this requirement must be made clear to owners before they enter. For first-leg Herding Capability Tests, it is highly recommended that dogs have had prior supervised exposure to live-stock, although it is not a requirement that dogs have had prior herding training. Second-leg tests require that dogs have had some basic herding training; this is to be made clear to prospective entrants.

7. Owners of participating dogs need not be members of any club or organization.

8. A dog owned or co-owned by the tester or any member of the tester's immediate family or household may not be evaluated by that tester, nor may a dog be evaluated by a tester who has been the owner, co-owner or the primary trainer/handler of the dog within the last six months.

9. Dogs which have been in previous tests and have not passed shall be eligible to be tested again on another day.

TITLE REQUIREMENTS

1. For each title, two qualifying scores are required, earned under different judges. Upon completion of the second leg, a certificate will be issued awarding the title.

2. A dog may not be entered in both HCT classes and higher level classes on the same stock at the same test/trial. The dog may, however, be moved up upon the completion of a title.

3. HCT titles may be earned on any single type of stock or combination of stock. The title does not indicate the stock type.

GENERAL REQUIREMENTS FOR HERDING CAPABILITY TESTS

1. Tests should be held in the setting of a clinic. Where stock numbers and lower entry limits allow, a short instructional run may be given to each entrant earlier in the day, with a second run constituting the formal test held later, entrants going in the same order each time.

2. Up to two separate Herding Capability Tests may be held per day. The two tests should be held in succession, with "Test A" being completed before "Test B" begins. There may be more than one tester participating in Test A or Test B, but a dog may be entered under only one tester in Test A and one tester in Test B.

3. Tests may be held on sheep, ducks, goats, geese or turkeys. Use of cattle in tests is not encouraged, but may be allowed with special approval. Stock must be healthy and in good condition, and accustomed to being worked by a variety of dogs. Unless otherwise noted, requirements for sheep also apply to goats and cattle, requirements for ducks also apply to geese and turkeys.

4. Total number of stock present must be at least one head of stock, preferably more, per every dog, plus reserves. Multiple entries of one dog are counted as separate runs.

5. Groups of at least three head of stock must be used for each run; larger numbers may be preferable. Stock must be kept in identifiable groups and rotated frequently: preferably after

every dog, and at least after every two or three dogs. There must be at least three groups, preferably more, for rotation, except when the number of dogs is less than four, in which case there may be two groups. Lengthy rest periods must be provided. No animal may be used for more than four runs during the day; no more than three runs is preferred. Any animal being used more than three times per day, they must have at least a half-hour rest period between runs. Any animal that has been pressed too hard or particularly stressed during its run must be given at least a half-hour rest period and a re-evaluation by the judge as to recovery before it can be used again.

6. Arenas must be well fenced, free of obstructions and have good footing. If two adjacent arenas are being used at the same time, vision screens must be set up between them.

7. Safety and humane treatment of the animals are of utmost importance. There must be a separate, secure rest area for the stock, with shade and water. Food must be provided for stock kept overnight. Water must be available for dogs. During test, animals are to be removed from the test area at any sign of stress and promptly given any necessary care. A veterinarian must be in attendance or on call.

8. Should an animal need to be removed during a run for a reason unrelated to the behavior of the dog (e.g. lameness, excessive stubbornness or flightiness of an individual), or should outside interference occur, time may be stopped for that run, then restarted.

9. Waiting dogs and people must keep a sufficient distance from the arena where a dog is being tested. There shall be no outside interference with a dog being tested.

10. No other dog shall be in the arena with the dog being tested (other than under exceptional circumstances and at the discretion of the tester, a well-trained backup dog).

11. Dogs may wear only plain buckle or snap-lock collars.

CONDUCTING HERDING CAPABILITY TESTS

1. Herding Capability Tests are to be held in the setting of a clinic. Such tests must be held at the facilities of a herding trainer, utilizing experienced stock regularly employed in training herding dogs. Special permission must be obtained for use of any other venue, and any such venues must be set up similarly to a training facility with sturdy fencing and stock regularly used for herding training; public venues such as fairs or similar general public events are not accepted.

2. Arena size for Herding Capability Tests must be a minimum of 50 x 50 ft., up to approximately 100 x 100 ft. Corners must be rounded; oval or round enclosures are preferred for first-leg tests.

3. The tester may handle the dog during first-leg tests. For second-leg tests, the owner or owner's agent must handle the dog. The tester may provide any verbal assistance felt necessary and a brief intervention is acceptable.

4. In order to pass, dogs must be tested off-lead or with lead dragging in first-leg tests, off-lead in second-leg tests, and may not be held or physically touched by any person or tied to any object.

5. First-leg tests may take the form of a basic instinct test and are fairly free-form, with no set path of travel.

(a) The dog is brought in on a long line approximately 6 to 15 ft. in length. At some point while on the line, the dog must demonstrate a stop (down, sit or stand) and a recall before the line is dropped or removed. A dog which cannot be recalled shall not be let off line.

(b) Dogs may not be struck or have objects thrown at them with the intent to strike them during a test. If it is necessary to do this to protect the stock, the dog must be immediately removed from the arena and will not pass.

6. Second-leg tests require a more controlled passage from one end of the arena to the other (easily visible markers, such as ribbons or placards, may be placed on the fence at opposite ends of the arena to help indicate direction, or cones may be set on the ground 10 ft. in from the fence

at opposite ends of the arena). The stock should be set out clear of the fence, well away from any corner.

(a) The dog is put in position and the lead removed; the dog should hold a brief stay (pause) before being sent to collect the stock.

(b) The stock are moved across the arena to the opposite end, then returned to the vicinity of the set-out point, then taken again to the opposite end of the arena, and brought back a second time to the vicinity of the set-out point (approximately four traverses of the arena).

(c) The dog is given a final stop command, and recalled.

7. Dogs are not to be allowed to harass, chase, rough up, trample or grip stock. Dogs evidencing aggression are not to be let off lead. Unruly, uncontrollable dogs or dogs which attempt to attack the stock must be taken from the test area immediately. Dogs which are excessively fearful of the stock should be removed. In second-leg tests, dogs showing lack of progress should be removed from the arena after five minutes.

8. Each dog's formal test session shall be a maximum of 10 minutes, within which time the session should be concluded upon the dog fulfilling the requirements for passing. Tests are to be conducted in a consistent and fairly standard manner.

9. The tester must provide detailed comments on each passing form, and spend time with each participant providing guidance and information regarding the particular dog and herding in general; comments and information should be presented to spectators also. *Education is of great importance in herding tests.*

QUALIFICATIONS FOR PASSING HERDING TESTS

First leg:

A dog which, after a period of introduction, shows sustained interest in herding livestock, either going around them, gathering them and moving them toward the handler, or moving them ahead of the handler to drive them, or a combination.

A dog which works quietly, a dog which barks (a little or a lot), a dog which may feint as though to nip, or actually nips if on larger animals providing it is appropriate for the situation and not a threat to the health or safety of the livestock, are all acceptable. A dog may be loose-eyed or may show some degree of eye. A variety of approaches and styles are acceptable.

It is to be remembered that many dogs through inexperience will make mistakes in their early exposures to livestock, but at all time *the tester must see clearcut evidence of herding instinct, with the dog attempting to keep the animals grouped and attempting to control their movement.* Dogs which merely chase, play or push stock around, not really herding, must not be passed; distinction must be made between herding behavior and chasing. Dogs should show some responsiveness to direction.

Second Leg:

In addition to the above, the dog must exhibit the following: moving the stock in a controlled fashion from one end of the arena to the other; a stop; and a recall.

NOT PASSABLE

First Leg:

A dog which, after a period of introduction, fails to show sustained herding interest in livestock. A dog which repeatedly leaves or attempts to leave the working area. A dog which makes little or no attempt to control the grouping and movement of the stock.

A dog which shows aggression toward the live-stock so strong and of a nature to be considered a threat to the health or safety of the livestock. Any dog which repeatedly splits the group and attacks one or several animals, or grips any animal and holds on. A dog which evidences chasing rather than herding behavior.

Any dog which, for whatever reason, cannot be tested off lead or with lead dragging in a fenced area.

Any dog which shows fear of the livestock in such a fashion that the dog cannot demonstrate herding instinct.

Second leg:

In addition to the above, a dog which fails to demonstrate the required additional skills, which does not move the stock in a controlled fashion, which constantly and unnecessarily circles the stock, which cannot be tested off lead, or cannot be handled by its owner or owner's agent.

Dogs not passing may be retested at another time.

NOTE: It must be remembered that while basic herding tests may provide a starting place, their scope is very limited. They may give some picture of possibilities, *but passing such a test cannot be taken as proof of a dog's herding abilities. Only time and experience will provide a clear picture of a dog's abilities.* A lot of groundwork, time and education are required to produce a skilled herding dog.

JUDGING HERDING CAPABILITY TESTS

EDUCATION IS AN IMPORTANT ASPECT OF TESTS. Throughout the test, the tester should communicate with the participants and observers about tests in general, about what is occurring during the particular test, and about herding behaviors and training in general. A demonstration or demonstrations should be provided to give participants and observers an idea as to what is expected.

The tester has to be flexible in administering a test, but should also conduct the test in a reasonably standardized format.

The owner or owner's agent should bring the dog into the enclosure on lead. The tester will ask the owner some brief questions regarding the dog's background and the owner's experience, and whether this test is for the dog's first or second leg.

It is strongly recommended that the dog have prior supervised experience before coming to a formal test. The dog must have had training to stop on command (sit, down or stand) and recall reliably with distractions.

For both first- and second-leg tests, the passing dog should show good, sustained interest of such a nature that the dog appears to be ready to begin preliminary training. Strong desire and a well-adjusted, willing attitude should be demonstrated. The overall impression should be that the dog has the potential to be a useful, practical working dog. Constructive herding activity, not chasing, should be evidenced. Whether or not to pass borderline cases must be a judgment call by the tester. As a general rule, such dogs should not be passed at that time. It should be kept in mind that retesting on another day is available and recommended. Many dogs which at their first exposures to stock may be over-excited and hard to control, or which may lack interest or be unsure of themselves, will go on to become good herders with more experience and training.

After each dog's individual performance, the tester should comment on the dog's performance for the benefit of the owner and the spectators.

FIRST-LEG TESTS:

For first-leg tests, the tester remains in the arena and guides the approach to the stock. When the tester and the owner are both in the enclosure, they should be in close proximity to one another in order to provide the dog and stock with a single reference point.

The tester's active and/or advisory participation is important at all times. Initially, the tester may do most of the handling of the dog, or may closely guide the owner in some amount of handling. With inexperienced owners, the tester may handle the dog throughout a first-leg test. More experienced owners should do a larger part or all of the handling. Throughout the test, the tester provides education regarding herding in general and with regard to preparation for the second leg.

The tester should be aware of the point toward which the stock want to move, and take that into account in the handling of the test. The stock should be well settled, preferably away from the fence and not in a corner.

The tester may carry a 5- to 8-ft. bamboo pole or light PVC pipe to be used as an aid in guiding the movements of the dog or when necessary to block the dog from coming too close to the stock. The pole should be flexible, with the ends wrapped with tape or otherwise padded for safety; poles with a feed bag or a soft plastic bottle (with or without pebbles inside) fastened to the end are also acceptable. Wooden staffs or poles, if used, should be used with particular care due to their inflexibility. While the dog is working smoothly the pole is held discreetly out of the way, and may be set down entirely if not needed or if a dog is inhibited by its presence. It should not be overused nor used inappropriately, and should not be used to give a strong physical correction to the dog except in an emergency in order to protect the stock (if this becomes necessary, the dog is to be removed immediately).

Initially the dog is walked on lead around the stock, keeping to the outside and along the fence with the stock being encouraged to stay in the middle. At some point before the lead is dropped or removed the dog should demonstrate a simple stop (down, sit or stand) and recall; this may be done with the dog close at hand. The dog should not be allowed to strain against the line nor should it be guided extensively by the line or given heavy physical corrections with it. As soon as the dog appears to have settled, the line may be dropped or removed. The dog may pass with line dragging, but not with the line held throughout the test.

When the line is dropped or removed, the dog should not simply be left to its own devices while the handler stands by. The handler (tester, or owner under the guidance of the tester) must be actively participating at all times to help develop good working habits. The handler must move about the field, giving ground to the stock, creating a place for the dog to move the stock.

There may be some basic, simple training activities by the tester, because part of good herding ability is the ability to learn and take directions. Such basic training at tests should be general in nature. It must be kept in mind that the dog is to be allowed to reveal its natural tendencies and should not be forced into a particular behavior corresponding to a preconceived idea of "breed style." Commands should be kept to a minimum in order to determine the dog's natural manner of working. It is to be expected that there will be some differences as well as some over-lap in style between breeds and between individuals. Many acceptable variations in style occur in herding dogs, which should be accommodated.

Ideally, the dog will quickly show strong interest, attempting to keep the stock grouped and trying to control the movement of the stock relative to the position of the handler. It will show boldness and self-confidence without excessive aggression, naturally keeping a good distance from the stock rather than repeatedly rushing in too close. In practice there will be many individual variations, including less-than-ideal reactions often reflective of the dog's inexperience.

For the most part the stock should be encouraged to stay out in the open, giving more room for maneuver, although there may be some cases where the tester may keep the stock along the fence for a brief time for a particular purpose. Should the stock start to hug the fence, the dog's handler (the tester, or the owner at the direction of the tester) may need to quickly and gently take the dog by the collar and lead it between the stock and the fence, moving the stock well out into the open before releasing the dog (if the dog is released too soon, the stock may immediately run back to the fence).

The formal test session should be concluded when the dog fulfills the requirements for passing, whether the dog takes only a few minutes or the full ten. Some dogs will show little interest during the first few minutes, then interest begins to build until it becomes definite and sustained. With dogs that show interest immediately, the test should continue for approximately 3 to 5 minutes to be sure interest is sustained, without unnecessarily extending the time.

At all times, dogs are to be handled with consideration and care.

In all circumstances, safety takes precedence. A dog which appears to be too aggressive to be put into direct contact with the stock, and/or will not perform a simple stop or recall with the line on, may not be let off the line and will not pass. Tests usually run smoothly, with little likelihood of an incident that would endanger the stock. A potentially risky situation can arise quickly, however, and the tester and any person at hand must be prepared to intervene to protect stock, dog or people. Owners are to be apprised of this beforehand. Only in an emergency, if necessary for the safety of the stock or the people involved, may a strong physical correction be given to the dog or an object be thrown at the dog. The dog then must be removed immediately, the occurrence discussed, and the owner given advice as to how to proceed with the dog's preparation for training.

SECOND-LEG TESTS:

The dog is to be handled by the owner or owner's agent. The tester will remain just inside or just outside the arena, ready to assist if necessary. The tester may give verbal assistance, and a brief direct intervention to clarify a suggestion is acceptable.

The stock are set out well off the fence. The dog, on lead, is positioned by the handler as desired. The dog is put into an initial stay and the lead is removed; the handler may change position while the dog remains in place, or send the dog from his or her side after a brief pause. At the handler's signal, the dog collects the stock. The stock are moved across the arena as indicated above. There will be simple straight movements and changes of direction. At some point, most likely at the conclusion of the test, the dog should demonstrate a stop (sit, down or stand) and a recall. The handler may take a position between the dog and stock for the recall, but may not simply grab the dog as it passes by on its way to the stock.

The dog may be directed by the handler's positioning, verbal command, or both. Absolute precision in obedience is not required and some repetition of commands is acceptable, but if the dog is unresponsive and out of control, it cannot pass the second leg and should be removed from the arena for lack of progress. Harsh verbal commands, threatening gestures toward the dog, and physical corrections are not allowed, except in an emergency as outlined above. The handler may take the dog very briefly by the collar at the direction of the tester, if necessary (for instance, to help the dog take stock out of a corner), but otherwise the handler may not touch the dog.

The movement of the stock should be fairly controlled. Haphazard running back and forth in the arena will not be acceptable for passing. The dog should not circle the stock excessively. If necessary, the tester may ask for additional traversing of the arena or additional turns, keeping standards for passing consistent for all entrants.

COMPLETING THE TEST FORMS:

The sections on the test form are primarily descriptive in nature. The first five sections are entirely descriptive and not considered to vary in desirability. The remaining sections include both acceptable variations and behaviors that vary in desirability in greater or lesser degree. The section indicating "Controlled Movement; Stop; Recall" is used with second-leg tests only.

The lines are to be checked where applicable. In some cases it may result that more than one line is checked in a particular subsection, or that no line is checked. The comments lines are very important, as not all eventualities can be accommodated in a standard form.

The sections are for the most part fairly self-explanatory, but some general definitions follow to aid in standardization:

STYLE:

Gathering -- the dog attempts to head off or circle the stock and move it toward the handler.

Driving -- the dog stays between the handler and the stock, keeping the stock grouped but deliberately attempting to push it away from the handler. Dogs of breeds traditionally thought of or used as "drivers" may often in fact show gathering instinct. Some behaviors seen in inexperienced dogs should not be mistaken for driving: an insecure dog that wants to stay near the

handler and may run back and forth between the owner and the stock, pushing the stock away; a dog so strongly desiring to head off the stock that, when the stock turns, repeatedly cuts across between the stock and the handler in order to get to the heads as quickly as it can; a dog that is simply chasing.

Some dogs may show tendencies to both gather and drive in varying degrees. If gathering and driving are about equal, then the two first lines can both be marked.

No clear preference -- some dogs, often through inexperience, seem to show no style preference or switch randomly back and forth between gathering and driving, or simply go after the stock from any position. As the test continues the dog may begin to show a more definite style. Some dogs will need more exposure for a more definite style preference to take hold. A dog which shows both gathering and driving tendencies may pass, but a dog will not pass if it shows no discernible inclination to control the group and its movement, and just runs at the stock or chases with no real attempt at herding.

Behaviors often seen in inexperienced dogs which are in fact due to lack of herding experience should not be mistaken for a herding "style" -- for instance, a dog which holds stock against a fence is simply showing inexperience in dealing with the situation, it is not demonstrating some other "style" of stock-handling.

APPROACH:

Runs wide -- the dog consistently exhibits a tendency to keep some distance from the stock while moving around it, showing strong interest. This should be distinguished, however, from a dog which is running wide because of avoidance behavior or lack of interest in the stock.

Runs moderately wide -- the dog is neither notably wide nor very close. The dog may start close but is easily encouraged to move wider. Some dogs swing in close, then swing out wider. A more detailed description can be given on the lines for additional comments.

Runs close -- the dog consistently moves close; while such a dog's approach can be widened, it will require more training to effect this.

In many cases the dog's distance from the stock may depend on the nature of the stock and the situation, with the dog placing itself closer or further back as appropriate.

EYE:

Loose -- a dog which has good concentration on the stock but does not use a concentrated gaze or intense focus in controlling the stock. Loose eye should not be confused with lack of attention to stock. Loose-eyed workers are in control of their stock and keep track of the overall picture. A fairly upright body posture is usually displayed.

Medium -- some extent of concentrated gaze but fairly free in movement, body posture usually fairly upright.

Strong -- very intense concentrated gaze or focus with a stalking, pausing approach, usually with a lowered body stance.

WEARING:

The side-to-side movement the dog makes to keep the stock together as it moves the stock forward. A larger group of animals, or animals which keep wanting to split, may increase the dog's tendency to wear. A dog may wear in wide arcs or in shorter arcs. Some dogs wear constantly, others in response to particular situations. A dog which shows no wearing will often allow splits in the group.

BARK:

Works silently -- may give an occasional bark in excitement or for another reason, but essentially is quiet.

Force barks -- fairly quiet but will readily bark in an attempt to move stubborn stock.

Some barking -- sustained barking -- In some cases the dog simply has a natural tendency to bark a lot. Some smaller dogs will use their voices to help make their presence known. When working large groups of animals, some dogs will bark in order to have an effect on the animals which can't see the dog. Dogs with a natural barking style, called "huntaways," are used to force

sheep from hiding places in rough pastures; huntaways should be so noted, and will generally also be very loose-eyed, strong dogs. Often, barking may be due to excitement, frustration at uncooperative stock, or lack of confidence, in which case barking will lessen with experience. The comments lines should be used to note the nature of the barking.

TEMPERAMENT:

Readily adjusts -- the dog adapts to the situation quickly and turns its attention to the stock. Such a dog may pause a moment to size up the situation, but shows no sign of nervousness. The dog may show some brief moments of distraction, particularly at first, but the dog's interest quickly and steadily builds to the point where the interest is definite and sustained.

A little distraction -- easily distracted -- a dog may have definite interest in the stock but be diverted by a scent on the ground or by something happening outside the ring. In some cases the dog still may be passed provided that the incidents are brief and the dog readily returns its attention to the stock. On the other hand, if the dog is continually distracted by other things, it is not demonstrating the consistent, sustained attention that would be necessary for preliminary training to begin, and it should not be passed. Further exposure and testing should be recommended because dogs which are easily distracted often progress to strong, sustained attention with more experience. In a second-leg test, the dog should be expected to be less inclined to distraction and any incidents should be momentary if the dog is to pass.

Apprehensive of situation -- in some cases a dog which initially shows some reserve or timidity may still pass if its confidence level readily increases. As with the easily distracted dog, further exposure and testing often increases the dog's confidence level. The dog which, despite encouragement, shows continuing fear of the stock or situation should not pass.

INTEREST:

Sustained interest -- the dog definitely and consistently keeps its attention on the stock, although there may be some glancing about or very brief periods of distraction.

Keen interest -- this is self-explanatory and should be used to indicate those dogs that are especially keen.

Some interest -- the dog evidences interest in the stock, but to a lesser extent or more intermittently; because the extent of the interest will be variable, these dogs may be borderline cases and careful thought will need to be given whether or not to pass them. Some dogs, particularly young dogs, may show strong interest for a minute or two, then lose interest entirely. If the interest reawakens the dog may be passed, provided the interest is then sustained, but if not, the dog should not be passed at that time.

No interest -- self-explanatory.

POWER:

Sufficient for stock -- shows power suitable for stock. If the stock proves stubborn, the dog attempts to continue working but may show some hesitation, often due to inexperience.

Forceful, appropriate for stock -- the dog approaches the stock boldly and confidently. The dog may occasionally attempt to nip sheep or paw ducks, but not to the extent that it constitutes a threat to the stock. It will be apparent that the dog is very interested in the stock and desires to control its movement, but it does not intend to harm the stock. Even if excited, the dog will accept the tester's guidance to encourage it to temper its actions toward the stock. The type of stock (different kinds, different individuals within a kind) will require different degrees of force. The dog should show enough force to control the stock, without being rough.

Excessive force -- the approach is very strong, with the dog lunging at the stock and sometimes attempting to grip. The dog shows little or no tendency to tailor its actions to suit the type or behavior of the stock. Such a dog may still be passed only if it responds to the tester's intervention to get it to behave in a more self-controlled manner.

Lacks power to move stock -- the dog shows interest in the stock and will circle it or follow it if it moves, but if the stock does not move, the dog stands and watches it or looks to the handler. Ideally, the dog will respond to encouragement and gain self-confidence with experience. In

some cases the stock may simply be too stubborn or uncooperative for an otherwise adequately powerful but inexperienced dog, and this should be noted. A dog which continually backs away from or runs away from the stock should not pass.

It should be noted that both the dog which shows excessive force and the dog which shows lack of power may develop the ability to handle stock appropriately with more exposure and guidance.

RESPONSIVENESS:

Some dogs quickly show willingness to accept training, although their actions may be of an unrefined nature. They may need to be shown several times, but soon adopt the desired behavior. Other dogs simply persist in their behavior, despite attempts at guidance, or appear to take little notice of attempts at guidance, or may even stop working and sulk in response to attempts at guidance. Some dogs may be inhibited by attempts at guidance. Extra care may be needed in the handling of an especially sensitive dog.

GROUPING OF STOCK:

Ideally the dog moves to keep stock grouped if some animals attempt to break away. Some dogs may make attempts to regroup in some instances and not others, and some may make little or no attempt to regroup. There are dogs which deliberately single out an individual repeatedly, while others may chase one individual or the whole group with no attempt to control the direction or composition of the group. Some dogs may run in response to stock movement, but then begin running for running's sake and lose contact with the stock. Too little effort to control the movement of the stock may indicate chasing rather than herding.

BALANCING STOCK WITH HANDLER:

This section concerns balance in the sense of the dog's movements in directing the stock in relation to the handler's position (balance in the broad sense includes the dog's distance relative to the stock's "flight zone," encompassing the positioning used in directing and controlling the stock). Some dogs clearly change direction in response to the movement of the handler in order to keep the stock in a position relative to the handler's position. This is clearest in gathering dogs where, if the dog is circling the stock and the handler moves around the stock to meet it, the dog will change direction to keep its position opposite the handler; if the handler is moving or giving ground in a particular direction and alters the direction, the dog will move to one side or the other to cause the stock to change direction. A driving dog, while taking stock away from the handler, will be aware of the handler's direction of travel and adjust its own position to cause the stock to move in that direction. Some dogs, while moving the stock and keeping it grouped, do not take the handler's position into consideration, while some may simply circle the stock repeatedly in one direction, or hold the stock against a fence.

SECOND LEG:

The dog must receive a "good" or "fair" designation on all of the following elements of the second-leg test in order to pass.

CONTROLLED MOVEMENT:

The dog should approach and take control of the stock calmly. In moving the stock, the dog should pace itself to the stock, maintaining an appropriate distance, using sufficient but not excessive force. It should move the stock in the path as directed by the handler, neither rushing the stock nor allowing it to balk. The handler should use as few commands as possible, allowing the dog to demonstrate its natural abilities. However, a dog may still be given a passing designation ("Good" or "Fair") despite a little rushing, incidences of balkiness, some repetition of commands, a minor split, etc., some circling of the stock, etc., depending on the extent of these occurrences. A dog will not be given a passing designation which repeatedly splits the stock, ignores commands or requires continual commands, continually circles the stock throughout the course, backs down at the slightest resistance by the stock to the extent it is unable to move the stock after several minutes. If the stock break away and the dog readily recovers them, it may still be given a passing designation, but if the stock escape entirely and cannot be recovered and

put back on course in a reasonably efficient manner, or if the dog loses control repeatedly, or if the stock happens to move back and forth across the arena but the dog is only partially in control of them, the dog will be given an "Insufficient" or "Not Accomplished" designation.

STOP:

The dog may be stopped as necessary during the run. A final stop is required at the end of the run. The stop may be a down, sit or stand. When stopped, the dog should respond to a single command and hold position until released. A dog which creeps a little may still be given a passing designation, although creeping is not desirable. Excessive creeping or simply breaking the command and running into the stock will result in an "Insufficient" or "Not Accomplished" designation. If a dog starts to break, but a second command causes the dog to stop and remain in place until released, the dog still may be given a passing designation. The need for repeated, strong commands, or continued lack of response to commands, will result in an "Insufficient" or "Not Accomplished" designation.

RECALL:

After the second return to the set-out point, the stock are settled and the dog is stopped. The dog is then recalled by the handler. The dog should come readily. A little repetition of command is acceptable, but refusal to come, or need for repeated, strong commands, or the handler simply grabbing the dog as it goes by, will result in the section being marked "Insufficient" or "Not Accomplished."

COMMENTS:

The comments section is particularly important. Strong points and areas needing improvement with regard to the dog's performance and the handler's handling should be noted, suggestions given, and notations made of the difficulty or cooperativeness of the stock – anything that has a bearing on the dog's performance and the understanding of what transpired during the run. Overall comments are to be made in addition to comments under the different sections.

STOCK EVALUATION:

The behavior of the stock should be noted to provide background regarding the dog's behavior, because the nature of the stock can have a strong bearing on the dog's reactions, especially the less experienced dog. With regard to uncooperative stock, it should be indicated whether the stock was still controllable, or not only uncooperative but of such a nature as to be uncontrollable. Uncooperative stock may be either difficult to move (heavy or stubborn) or too easily moved (spooky or light).

LIST OF BREEDS ELIGIBLE FOR HCT

This list applies to HCT only. All breeds and mixes are eligible for JHD and trial titles.

Herding Breeds

Appenzeller Sennenhund
Australian Cattle Dog
Australian Kelpie
Australian Shepherd
Australian Stumpy Tail Cattle Dog
Bearded Collie
Beauceron
Belgian Laekenois
Belgian Malinois
Belgian Sheepdog
Belgian Tervuren
Bergamasco
Border Collie
Bouvier des Flandres
Briard
Canaan Dog
Catahoula
Catalonian Sheepdog (Gos d'Atura)
Collie (Rough)
Collie (Smooth)
Dutch Shepherd
English Shepherd
Entlebucher Sennenhund
German Shepherd Dog
Icelandic Sheepdog
Lapphund
McNab
Miniature Australian Shepherd
Mudi
Norwegian Buhund
Old English Sheepdog
Picardy Shepherd (Berger Picard)
Polish Lowland Sheepdog
Puli
Pumi
Pyrenean Shepherd
Queensland Heeler
Rottweiler
Samoyed
Schnauzer, Giant
Schnauzer, Standard
Shetland Sheepdog
Spanish Water Dog
Swedish Vallhund
Welsh Corgi, Cardigan
Welsh Corgi, Pembroke
Welsh Sheepdog
White Shepherd (rare herding breeds not yet listed here are also eligible)

Multi-purpose breeds with herding background

American Eskimo
Bernese Mountain Dog
Black Russian Terrier
Chinook
Doberman Pinscher
Greater Swiss Mountain Dog
Keeshond
Kerry Blue Terrier
Poodle
Schipperke
Shiloh Shepherd
Soft-coated Wheaten Terrier

Upon application to the AHBA, multi-purpose breeds may be added to this section as follows:

- (1) Documentation (photos, accounts, books, etc.) must be provided indicating historical use as a stockdog;
- (2) Documentation must be provided indicating current use as a stockdog, e.g., dogs engaged in practical stockwork on a farm or ranch;
- (3) Either: (a) breed description which includes the use of the dogs as herding dogs, or (b) at least three breeders who state that herding ability is at least one criterion they use in their breeding program.

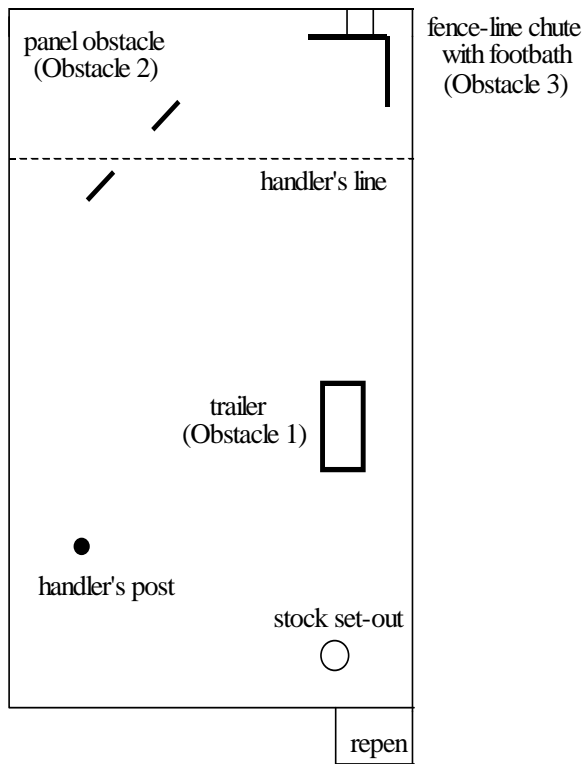
A breed meeting the above criteria will be given a two-year "probation" period during which dogs of that breed may earn HCT titles. During that period, progress beyond HCT must be shown, as demonstrated by at least four dogs from at least two different owners/handlers earning a JHD or higher title. If this has not been accomplished by the end of the two-year period, the breed will be dropped from the HCT list for lack of demonstration of sufficient interest in herding. Dogs ineligible for HCT may continue to participate fully in all trial classes and Junior Herding Dog.

Appendix A

APPROVED HTAD COURSES:

On all of the courses, the opening of a free-standing pen or trailer may be in any direction. The stock set-out indicated on these diagrams relates to courses that begin with a gather. Stock may be set out in a specific location off of the fence or may simply be pushed out into the arena through the gate; the set-out method is to be consistent for all runs. On courses with a take-pen, the take-pen may be the same as the re-pen or may be a different pen. The location of the take-pen and/or re-pen may vary from the location for the re-pen shown on the diagrams below, so long as it is at the same end of the arena as shown.

COURSE # 1



- N
- W + E The designations North, East, etc. are for purposes of description only.
- S The course may be mirrored.

A handler's line is marked 35 ft. off of the North side of the arena. The parallel panels, Obstacle 2, are angled with the closest edge 20 ft. from the West side and 25 ft. from North side. Obstacle 2 is located 100 ft. from the trailer opening, measured on the diagonal, in a 100 x 200' arena. The trailer, Obstacle 1, is located 50 ft. from the South end of the arena and 30 ft. from the East fence. (A pen may be substituted for the trailer.) The handler's post is no less than 100 ft. from the set-out and 10 ft. from the West side (in a 100 x 200 arena the post will be 40 ft. from the South end and 10 ft. off the West end). The handler's post is not in line with the set-out, but at an angle, so as to provide a distance of at least 100 ft. between the handler's post and the set-out. Obstacle 3 is an L-shaped obstacle on the fenceline at the Northeast corner. Both sides of the obstacle are 30 ft. long with an aisle of 4 ft., and may be formed by hay or by panels. There is a

footbath near the turn. The footbath should be a water-filled container at least 2 and preferably 3 inches high and 6 ft. long, reaching from one side of the obstacle edge to the other. There should be sufficient water to be no less than 1 inch of water in the bath. For poultry, all dimensions shall be ½ that of those for hoofed stock, except that the minimum height of the footbath and the water depth should be the same as for the other types of stock.

1. Gather or Take-pen

Gather: The stock are set out into the arena, and the dog is sent to gather them. The stock should be taken between the trailer and the Handler's post, then counterclockwise around the Handler's post, heading towards the trailer. The gather ends when the stock have been turned around the post.

Take-pen: HTAD III handlers must remain outside the pen while the dog brings out the stock. HTAD II handlers may enter the pen with the dog but should not move the stock themselves. HTAD I handlers may enter the pen and assist the dog in moving the stock. An exception is made for cattle, where the handler may go in and assist if necessary at any level. If the stock come out on their own volition without the handler or dog entering, there is no penalty. The stock are then taken to the point on the course where the handler's post would be located for the gather. Scoring for the take-pen ends when the stock have reached the point at which the handler's post would be located. The course then proceeds as indicated in the description.

2. Obstacle 1

The stock are taken to the trailer and put inside. The handler may be no further than 10 ft. from the trailer door. Obstacle 1 ends when all the stock are in the trailer.

3. Drive:

The stock are taken from the trailer/pen and driven to Obstacle 2. The handler may remove the stock without the dog or may use the dog or the handler and dog may both remove the stock without penalty, but the calmness and order of the removal shall be scored. During the drive, HTAD III handlers must stay at the door of the trailer/gate of pen. HTAD II handlers may go halfway between the trailer and the obstacle 2. HTAD I handlers may move anywhere. The drive ends when the stock have reached an area 10 ft. in front of the opening of Obstacle 2.

4. Obstacle 2

Scoring for the obstacle begins 10 ft. in front of the opening. The stock are moved through the obstacle and turned toward the mouth of Obstacle 3. Obstacle 2 ends when the stock have been turned toward Obstacle 3 and have cleared the end of the panel closest to Obstacle 3.

5. Obstacle 3

The stock are moved to and through the L-shaped obstacle which is on fenceline at the Northeast corner. HTAD II and III handlers remain at the handler's line while the dog takes the stock into the obstacle at the West side, with the exit to the Southeast. HTAD I handlers may move anywhere along the outside of the obstacle. Obstacle 3 ends when all of the stock have exited the obstacle.

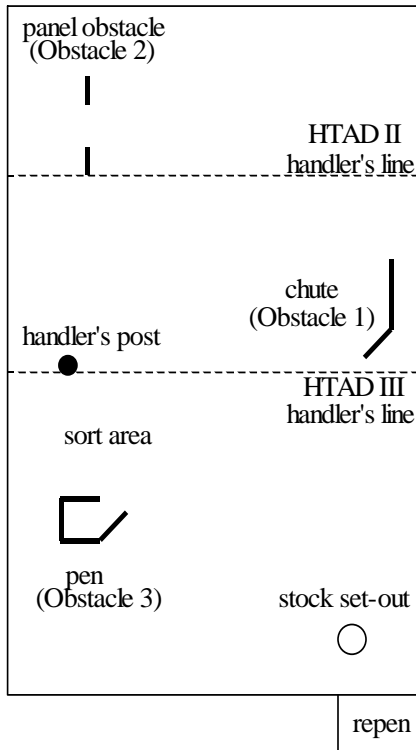
6. Sort

The animals are taken to the sorting/hold area. HTAD I and II handlers briefly hold the stock, then take them to the repen. For HTAD III handlers, the sort may be one of the following: (a) Gate sort. (b) Ribbon-removal/shed. The sort ends for HTAD I and II at the conclusion of the hold, and for HTAD III when the gate is closed on the sorted animals, or when the ribbon has been removed/ animals have been shed.

7. Repen

The stock are taken to the repen and held a short distance off the gate while it is opened, and then they are repenned. When a gate sort has been used, the animals that had been left out in the arena are repenned. The run ends when the repen gate is closed.

COURSE #2



- N
W + E The designations North, East, etc. are for purposes of description only.
S The course may be mirrored.

The handler's post is located approximately halfway between the North and South ends of the arena, or a minimum of 110 ft. from the set-out gate, 20 ft. off of the West side. The free-standing pen is located half-way between the handler's post and the South end of the arena, 20 ft. from the West fence. (A trailer may be substituted for the pen.) The opening of the Y chute is located approximately halfway down the length of the arena on the East fence, or a minimum of 110 ft. from the area just in front of the gate of the free-standing pen. The Y chute should be no less than 12 feet long and no more than 4 feet wide with an opening of 12 feet. (A bridge may be substituted for the Y chute.) The panel obstacle is located 20 ft. from the West side and 30 ft. from the North side of the arena, set parallel to the West side and with a 12 ft. opening. The sorting area is the area roughly between the free-standing pen and the handler's post. The free-standing pen should be 8-10 ft. on each side for sheep, 10-16 ft. on each side for cattle. For poultry, all dimensions are ½ that for hooved stock.

1. Gather or Take-Pen

Gather: The stock are let out at the repen gate and allowed to settle. HTAD I handlers take the dog to a point approximately one-half the distance from the handler's post to the stock and leave the dog; the handler may move to approximately 15 ft. from the stock and send the dog to gather. HTAD II handlers leave the dog at the handler's post and move to a point approximately halfway between the post and the stock and send the dog to gather. HTAD III handlers and dogs stay at the handler's post, and the dog is sent from there to gather the stock. At all three levels the stock are brought to and around the handler's post, on the side between the post and the Y chute. The gather ends when the stock have gone just past the handler's post.

Take-pen: HTAD III handlers must remain outside the pen while the dog brings out the stock. HTAD II handlers may enter the pen with the dog but should not move the stock themselves. HTAD I handlers may enter the pen and assist the dog in moving the stock. An exception is made for cattle, where the handler may go in and assist if necessary at any level. If the stock come out on their own volition without the handler or dog entering, there is no penalty. The stock are then taken to the point on the course where the handler's post would be located for the gather. Scoring for the take-pen ends when the stock have reached the point at which the handler's post would be located. The course then proceeds as indicated in the description.

2. Drive

The stock are taken South between the West fence and the free-standing pen, then around the pen to a point just in front of the pen gate. Handlers at all levels may accompany the stock to this point. The stock are then driven to the Y chute. HTAD I handlers may accompany the stock and dog, fetching or driving or a combination of both. HTAD II handlers may accompany the stock and dog to a point halfway to the Y chute. HTAD III handlers must remain at the position in front of the pen while the stock are driven to the Y chute. The drive ends when the stock reach a point 10 ft. in front of the Y chute.

3. Obstacle 1

The stock are taken through the Y chute. HTAD II and III handlers remain at the designated location until the stock have cleared the Y chute. HTAD I handlers remain at the entrance of the Y chute until the stock have cleared it. Obstacle 1 ends when the stock have cleared the Y chute.

4. Obstacle 2

Upon the stock exiting the Y chute, HTAD I handlers may fetch or drive the stock through the free-standing panels, Obstacle 2 (none the handlers may go through the panels). HTAD II handlers must stay on the post side of the handler's line (which runs across the width of the arena, even with the outside edge of the panel obstacle that is nearest the center of the arena) until the stock have cleared the panel obstacle. HTAD III handlers will remain behind a handler's line that runs the width of the arena even with the handler's post until the stock have cleared the panel obstacle. Once the stock have cleared the panel obstacle, the stock are turned to the left and taken to the pen; all handlers may take any position relative to the stock when going to the pen. Obstacle 2 ends when the stock have cleared the panels.

5. Obstacle 3

The stock are penned in the free-standing pen. Scoring for the pen ends when the pen gate is closed.

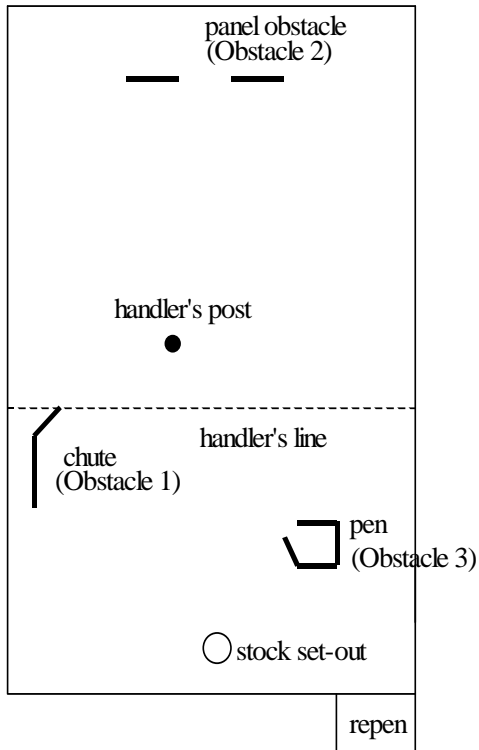
6. Sort

The animals are taken to the sorting/hold area. HTAD I and II handlers briefly hold the stock, then take them to the repen. For HTAD III handlers, the sort may be one of the following: (a) Gate sort. (b) Ribbon-removal/shed. The sort ends for HTAD I and II at the conclusion of the hold, and for HTAD III when the gate is closed on the sorted animals, or when the ribbon has been removed/ animals have been shed.

7. Repen

The stock are taken to the repen and held a short distance off the gate while it is opened, and then are repenned. When a gate sort has been used, the animals that had been left out in the arena are repenned. The run ends when the repen gate is closed.

COURSE #3



- N
W + E The designations North, East, etc. are for purposes of description only.
S The course may be mirrored.

The handler's post is located a minimum of 100 ft. from the stock set-out area, 6 ft. to the West of the North/South centerline of the arena. The chute is located on the West side of the arena, with the entrance approximately 20 ft. South of the mid-point between the North and South ends of the arena, the entrance on the North and the exit on the South end. The chute should be no less than 12 feet long and no more than 4 feet wide with an opening of 8 ft. (A bridge may be substituted for the chute.) A handler's line extends across the arena from West to East even with the North end of the chute. The panel obstacle has a 12 ft. opening and is located 20 ft. off of the North fence, parallel to the North fence and an equal distance from the East and West sides. The free-standing pen is located 30 ft. from the East side and 30 ft. from the South side of the arena, and should be 8-10 ft. on each side for sheep, 10-16 ft. on each side for cattle. (A trailer may be substituted for the pen.) The sorting area is located between the free-standing pen and the exit of the Y chute. For poultry, all dimensions are ½ that for hooved stock.

1. Gather or Take-Pen

Gather: The stock are let out at the repen gate and allowed to settle. HTAD III handlers and dogs stay at the handler's post, and the dog is sent from there to gather the stock. HTAD II handlers leave the dog at the handler's post and move to a point approximately halfway between the post and the stock and send the dog to gather. HTAD I handlers take the dog to a point approximately one-half the distance from the handler's post to the stock and leave the dog; the handler may move to approximately 15 ft. from the stock and send the dog to gather. At all three levels the stock are brought to and around the handler's post, passing just to the East of the handler's post and then turning toward Obstacle 1. The gather ends when the stock have gone just past the handler's post.

Take-pen: HTAD III handlers must remain outside the pen while the dog brings out the stock. HTAD II handlers may enter the pen with the dog but should not move the stock themselves. HTAD I handlers may enter the pen and assist the dog in moving the stock. An exception is made for cattle, where the handler may go in and assist if necessary at any level. If the stock come out on their own volition without the handler or dog entering, there is no penalty. The stock are then taken to the handler's post, passing just to the East of the handler's post and then turning toward Obstacle 1. Scoring for the take-pen ends when the stock have gone just past the handler's post.

2. Obstacle 1

The stock should enter at the North opening of the obstacle and exit to the South. HTAD III handlers must remain at the opening of the obstacle until the stock have exited. HTAD II handlers may move along the wing of the obstacle but may not move past the wing until the stock have exited. HTAD I handlers may move anywhere relative to the obstacle but may not enter it. Scoring for Obstacle 1 ends when the animals have exited.

3. Drive

After the stock exit the chute, they are turned back toward the North along the approximate North/South centerline of the arena. Going toward Obstacle 2, they should pass just to the East of the handler's post. HTAD III – the handler remains behind the handler's line. HTAD II – the handler may accompany the stock halfway to the panels. HTAD I – the handler may accompany the stock to the panels. The drive ends when the stock reach a point 10 ft. in front of Obstacle 2.

4. Obstacle 2

The handlers remain at the designated locations while the stock are taken through the obstacle. Once the stock are through the obstacle, the handler is free to move. The stock are turned to the West and then to the South past the West end of the obstacle and onto a line that will take them fairly directly to the area in front of the pen. Scoring for Obstacle 2 ends when the stock have passed to the South of the West end of the obstacle.

5. Obstacle 3

The stock are penned in the free-standing pen. Scoring for the pen ends when the pen gate is closed.

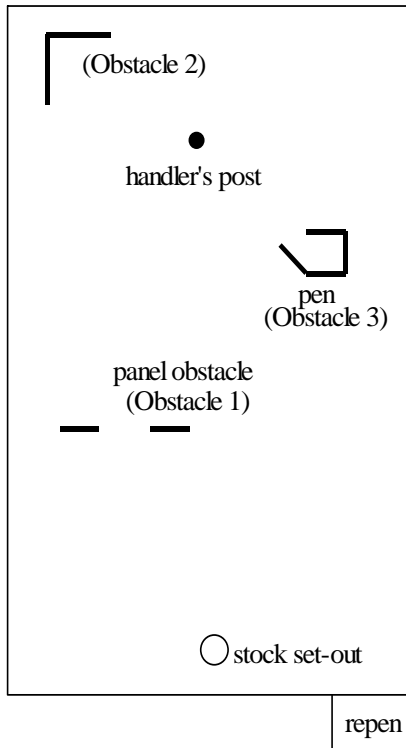
6. Sort

The animals are taken to the sorting/hold area. HTAD I and II handlers briefly hold the stock, then take them to the repen. For HTAD III handlers, the sort may be one of the following: (a) Gate sort. (b) Ribbon-removal/shed. The sort ends for HTAD I and II at the conclusion of the hold, and for HTAD III when the gate is closed on the sorted animals, or when the ribbon has been removed/ animals have been shed.

7. Repen

The stock are taken to the repen and held a short distance off the gate while it is opened, and then they are repenned. When a gate sort has been used, the animals that had been left out in the arena are repenned. The run ends when the repen gate is closed.

COURSE #4



- N
W + E The designations North, East, etc. are for purposes of description only.
S The course may be mirrored.

The handler's post is located 20 ft. from the North fence, in the center. The panel obstacle is set 20 ft. from the West side of the arena, at least 110 ft. from the handler's post; the opening is 12 ft. The L-shaped obstacle is located in the Northwest corner of the arena. Both sides of the obstacle are 10 ft. long with an aisle 4 ft. wide. The free-standing pen is located 30 ft. from the East side and approximately one-third of the length of the arena from the North and should be 8-10 ft. on each side for sheep, 10-16 ft. on each side for cattle. (A trailer may be substituted for the pen.) The sorting area is located halfway between the free-standing pen and Obstacle 1. For poultry, all dimensions are ½ that of hoofed stock.

1. Gather or Take-pen

Gather: The stock are set out in the arena. The dog is sent to gather the animals and bring them to the post. The stock are moved counter-clockwise around the post.

HTAD III – the handler remains at the post while the dog gathers the stock.

HTAD II – the dog remains at the post; the handler may go halfway to the stock before sending the dog.

HTAD I – the dog may be taken halfway to the set-out point; the handler may approach to within 15 ft. of the stock.

Take-pen: HTAD III handlers must remain outside the pen while the dog brings out the stock. HTAD II handlers may enter the pen with the dog but should not move the stock themselves. HTAD I handlers may enter the pen and assist the dog in moving the stock. An exception is made for cattle, where the handler may go in and assist if necessary at any level. If the stock come out on their own volition without the handler or dog entering, there is no penalty. The stock are then taken to the point on the course where the handler's post is located for the drive. Scoring

for the take-pen ends when the stock have reached the handler's post. The course then proceeds as indicated in the description.

2. Drive

The stock are driven to Obstacle 1. HTAD III handlers must stay at handler's post. HTAD II handlers may go half the distance to Obstacle 1, then remain at that distance for the remainder of the drive. HTAD I handlers may accompany the stock. The drive ends when the stock reach a point 10 ft. in front of Obstacle 1.

3. Obstacle 1

The handlers remain at the designated locations while the stock are taken through the obstacle. Once the stock have cleared the obstacle, the handler may move from the handler's post. Just past Obstacle 1, the stock are turned toward the West side of the arena, then back toward the North side, toward Obstacle 2. Scoring for this section ends when the stock have moved past the end of Obstacle 1 closest to the West side of the arena.

4. Obstacle 2

The stock should enter at the South opening of the obstacle and exit heading East. HTAD I handlers may move anywhere relative to the obstacle but may not enter it. HTAD II handlers may move along the first section of the panel but may not move past the corner until the stock have exited. HTAD III handlers may not pass the opening of the obstacle until the stock have exited. Scoring ends when the animals have exited.

5. Obstacle 3

The stock are taken across the arena and put into the free-standing pen. Scoring for the pen ends when the gate is closed.

6. Sort

The animals are taken to the sorting/hold area. HTAD I and II handlers briefly hold the stock, then take them to the repen. For HTAD III handlers, the sort may be one of the following: (a) Gate sort. (b) Ribbon-removal/shed. The sort ends for HTAD I and II at the conclusion of the hold, and for HTAD III when the gate is closed on the sorted animals, or when the ribbon has been removed/ animals have been shed.

7. Repen

The stock are taken to the repen and held a short distance off the gate while it is opened, and then are repenned. When a gate sort has been used, the animals that had been left out in the arena are repenned. The run ends when the repen gate is closed.

Appendix B

Language to be incorporated into entry or release form and signed by entrants:

IMPORTANT. READ THIS FIRST.

In consideration for participation in an event sanctioned by the American Herding Breed Association (AHBA), I agree to assume all responsibility for any claim, loss or damage, of whatever kind or nature, whether to person or property, which may be caused at or near this event, either directly or indirectly, by me or the dog or dogs I have entered in or brought to this event. I further agree that I will hold the AHBA, its officers, directors, agents and members harmless and defend them from any and all liability for any injury, claim, damage or loss, of whatever kind or nature, whether to person or property, caused at or near this event, whether directly or indirectly, by me or any dog I have entered in or brought to this event. I agree to indemnify the AHBA, its officers, directors, agents and members for any loss, cost or expense including attorneys fees and costs, to which the AHBA, its officers, directors, agents or members might be subject as a result of any claim, suit, loss or damage caused in any way by any act or negligence on my part or on the part of any dog or dogs I have entered in or brought to this event. I acknowledge that while the AHBA may provide sanctioning for this event with regard to the issuing of titles, it does not have and does not exercise control over the conduct of the event or those present. I certify and represent that the dog or dogs I have entered in or brought to this event is/are not a hazard to other dogs, other animals, or to people.

(signature of entrant)