

PARCOURS A LA FRANCAISE
AHBA RANCH LARGE FLOCK
Patterson, CA

November 25-26, 2023

Judges: Linda Rorem, Ann Schlobohm

Sponsored by Northern California Shetland
Sheepdog Herding Club.


Sanctioned by the American Herding Breed
Association for:

RLF-s (Ranch Large Flock-sheep) I, II, III
RLF-ge (Ranch Large Flock-geese) I, II, III

The sheep flock will number approximately 25
head for all levels.

The goose flock will be 15 head for all levels.

French Course 2023
Patterson, CA



French-style Herding Trial: The emphasis in the trial is on practical, efficient work in taking the flock from an enclosure, moving through an open-field course and negotiating various obstacles, and returning the flock to a pen. There will be a course walk at the handler's meeting at the beginning of each day.

Awards: Rosettes and Parcours Certificates for all qualifiers

Mementos for all participants

High in Trial Sheep (over both days): Rosette and special award

and Reserve High in Trial Sheep (over both days): Rosette and special award

High in Trial Geese (over both days): Rosette and special award

Entry requirements: Because of the very limited number of runs, there is a limitation of one run per dog over both days of the trial per each type of stock, and a limitation of two dogs per owner/handler. If there are still openings by the date that entries close on November 15, additional dogs may be entered by the same owner (a waiting list will be set up based on date of postmark).

Schedule for both days: Course walks for both stock types begin at 8:30 a.m., followed by alternating sheep and goose runs. Entry limits per day: 6 sheep runs, 4 goose runs.

Entry fees for trial: Sheep: \$65 each. Geese: \$55.

Make checks payable to Ann Schlobohm. Mail entry with payment to: Ann Schlobohm, 5046 E. Grant Ave., Fresno CA 93727. For additional information, contact Linda Rorem, e-mail: Pacifica19@gmail.com
Information about French trials is available on the web at: <http://herdingontheweb.com/french.html> and <http://herdingontheweb.com/french-ca.html>

Start time will be 8:30 a.m. Morning beverages and snacks provided. Bring your own chair and shade. Bring your own lunch and drinks. Dogs must be crated or on leash when not working. No smoking on the ranch.

JR Farm - 18200 Sycamore Ave, Patterson, CA

Accommodations

The following motels are accepting dogs at the time this premium list was prepared. Please call these establishments directly for any fees or restrictions. Please clean up after your dogs, so we can use these facilities for future events.

Best Western Plus Villa Del Lago Inn 209-892-5300
2959 Speno Dr, Patterson, CA 95363

Motel 6 209-667-4100
250 S Walnut Ave, Turlock, CA 95380

RV CAMPING (LIMITED)

Call Jill Reifschneider for details, 209-814-4968
NO HOOK UPS – NO DUMPING

Directions to JR Farm

From the North: Highway 5 South: Patterson/Sperry Ave Exit. Turn left on Sperry and travel 2.7 miles. Turn right at stop sign on Hwy 33. Travel .7 mile. Turn left on Almond. Travel 1 mile. At stop sign turn right on Sycamore. Travel 1.2 miles. Watch for herding trial signs on the left.

From the South: Highway 5 North: Patterson/Sperry Ave Exit. Turn right on Sperry and travel 2.7 miles. Turn right at stop sign on Hwy33. Travel .7 mile. Turn left on Almond. Travel 1 mile. At stop sign turn right on Sycamore. Travel 1.2 miles. Watch for herding trial signs on the left.



From the West: Highway 580 East: After descending Altamont Pass on 580 and just past Grant Line Rd., stay in either of the two right hand lanes and veer right staying on 580 South. Travel .196 miles and take the Patterson/Sperry Ave exit. Turn left on Sperry and travel 2.7 miles. Turn right at stop sign on Hwy 33. Travel .7 mile. Turn left on Almond. Travel 1 mile. At stop sign turn right on Sycamore. Travel 1.2 miles. Watch for herding trial signs on the left.

From 99: North or South: Take the West Main exit in Turlock and turn West on West Main. Go 13.6 miles to Sycamore. West Main will become Las Palmas after crossing near the river at approach of Patterson. Turn left on Sycamore. Travel 2.7 miles. Watch for herding trial signs on the left.



Scoring requirements for qualifying:

		Level III – 150 pts.	Level II – 100 pts.	Level I – 75 pts.
For French Course Certificate:				
Excellent	80%	120	80	60
Very Good:	65 - 79%	97.5 - 119	65 - 79	48.75 - 59
Good:	55 - 64%	82.5 - 97	55 - 64	41.25 - 48.5
For AHBA Titles:				
RLF:	70%	105	70	52.5
HTCh.	80%	120		



FRENCH HERDING TRIALS

The emphasis in the trial is on practical, efficient work. The course includes taking the sheep from an enclosure, moving them through the course and negotiating various obstacles (including a vehicle pass in the Level III class), gathering up the flock after a brief graze, sorting the sheep, catching and briefly holding a sheep, and returning the flock to the pen.

Herding trials have been held in France since 1896. There have been some variations in details over the years, but essentials have remained the same. Before 1990 there was one overall type or level of trial, although individual courses could vary considerably. Basic common elements were included and overall guidelines followed. There was an exit from the pen, movement along a road or path, passage near a hedge, embankment or tempting crop, transit over a bridge and through gates or natural barriers, stopping the flock to graze for two or three minutes in a square marked off by four corner flags, settling the flock and catching and briefly holding a sheep, entry onto a road and the meeting or overtaking of the flock by a car, and returning the sheep to the pen. The overall point total was 100. As is still the case, the regulations left it to the judges to establish the course and distribute points according to the characteristics of that course. In the early 1990's, the trials were divided into three levels, and a kind of "instinct test" was added below the level of the trials. The three levels incorporate various aspects of the original one-level trials. They are:

Level I - for novice dogs; the course is limited to the most simple obstacles and tests.

Level II - for more experienced dogs; success at this level allows the dog to obtain his "certificate of work with the flock" (Brevet).

Level III - for advanced dogs; obtaining specified ratings at this level entitles the dog to higher certificates and the opportunity to compete in the National Championship trial.

On the trial course, the shepherd may lead the flock, be at the side, or follow the flock; in actual practice, about half lead, and half follow. When bridges, chutes or other narrow passages are negotiated, this is to be done with the dog showing control of the flock, the shepherd usually standing beside the entrance while the sheep go through. With obstacles such as sorting chutes, the shepherd may help the dog, for instance, by blocking the sheep to help funnel them. The dog may bark or even jump on the backs of the leading sheep to push them forward.

During the grazing section of the trial, the shepherd and dog move the flock into a marked area and settle them. This represents the common French practice of "grazing to the square" by keeping the sheep in a compact group so that the field is thoroughly grazed and manured a section at a time. Sheep are also to be kept from trespassing on adjoining crops. At the conclusion of the graze or at a separate point, the sheep are settled and, while the dog works independently to keep them grouped around the shepherd, the shepherd catches and briefly holds a sheep. The judge gives a signal at the conclusion of the graze and indicates when the catch and hold has been accomplished.

Work at a distance may be required in the Level III class: the sheep are left grazing while the shepherd moves to a handler's post up to 250 yards away, either taking the dog with him, or leaving the dog with the flock and then recalling the dog; then the dog is sent to gather the flock and bring it to the handler. In mountain regions especially sheep graze in a more spread-out fashion, vegetation being sparser, and the dog may need to be sent some distance to gather them.

Course -- The course is laid out over two or three hectares of ground (hectare being 2.47 acres), with a length of about 1200 meters (for the advanced class), where different obstacles are distributed and suit a time of 25 to 30 minutes. The exercises are divided into five main sections: (1) Pen or sheepfold; (2) Difficult passages; (3) Conduct and maneuver; (4) Stops; (5) Intelligence of execution.

* * * * *

Entry Form: PARCOURS A LA FRANCAISE (French-style Herding Trial) – AHBA sanctioned RLF

Date: Nov. 25-26, 2023 (Sheep and Geese). Location: JR Ranch, Patterson, CA.

AGREEMENT TO HOLD HARMLESS WAIVER AND ASSUMPTION OF RISK: (Hereafter, NCSSHC and AHBA refer to all of the officers, directors, agents and members of, respectively, the Northern California Shetland Sheepdog Herding Club and the American Herding Breed Association.)

In consideration for participation in this event, I agree to assume all responsibility for any claim, loss, or damage of whatever kind or nature, whether to person or property, which may be caused at or near this event, either directly or indirectly, by me or the dog(s) I have entered in or brought to this event. I further agree that I will hold NCSSHC, AHBA, Jill Reinfischneider and JR Ranch, Linda Rorem and Ann Schlobohm harmless and defend them from any and all liability for any injury, claim, damage, or loss, of whatever kind or nature, whether to person or property, caused at or near this event, whether directly or indirectly by or to myself, family members, guests who may attend or NCSSHC, AHBA, Jill Reinfischneider and JR Ranch, Linda Rorem and Ann Schlobohm for any loss, cost or expense including attorneys fees and costs, to which NCSSHC, AHBA, Jill Reinfischneider and JR Ranch, Linda Rorem and Ann Schlobohm might be subject as a result of any claim, suit, loss, or damage caused in any way by any act or negligence on my part or on the part of any dog(s) I have entered in or brought to this event.

I acknowledge that NCSSHC, AHBA, Jill Reinfischneider and JR Ranch, Linda Rorem and Ann Schlobohm do not have and do not exercise control over the conduct of the event or those present. I certify and represent that the dog(s) I have entered in or brought to this event is/are not a hazard to other dogs, other animals, or to people. I also agree to be responsible for paying the market value for any animal mortally injured by my dog(s) and for any vet bills incurred on any animals by my dog(s). I understand that attendance at this event is not without risk to myself or my dog(s) because some of the dogs and livestock to which I will be exposed may be difficult to control and may be the cause of injury even when handled with the greatest amount of care.

I certify that I am the actual owner or owner's authorized agent of the above entered dog.

Date: _____
_____ (signature of entrant)

Make checks payable to Ann Schlobohm. Mail with entry to: Ann Schlobohm, 5046 E. Grant Ave., Fresno CA 93727. Fill in the following form as applicable, above the dotted line. Provide a separate form for each class.

AMERICAN HERDING BREED ASSOCIATION -- TRIAL RECORDING FORM

(please type or print clearly)

Breed: _____ Reg. Name: _____

Registry & #: _____ Sex: _____ Birthdate: _____

Sire: _____ Dam: _____

Owner: _____ Breeder: _____

Owner's Address: _____

E-mail/Phone #: _____

Name of handler if other than owner: _____

SPONSOR: Northern California Shetland Sheepdog Herding Club

DATE: _____ LOCATION: Patterson, CA

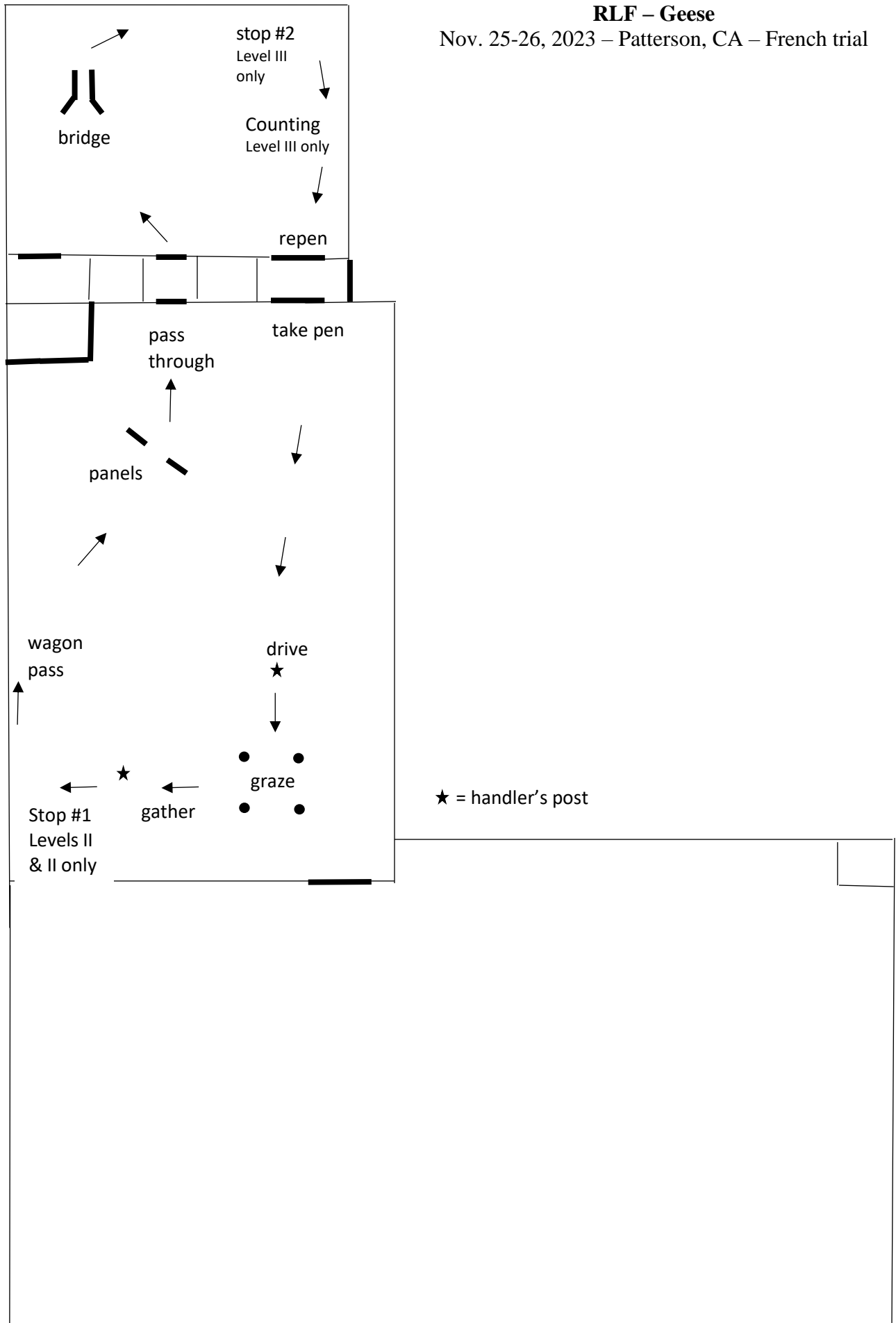
CLASS (HTD/HTAD/RLF/RLF): RLF LEVEL: _____ STOCK TYPE: _____

JUDGE: _____ ENTRY #: _____

Q _____ NQ _____ Score _____

RLF – Geese

Nov. 25-26, 2023 – Patterson, CA – French trial



(not to scale)

RLF – Geese

Nov. 25-26, 2023 – Patterson, CA – French trial

Take Pen: Geese are taken from Take Pen.

Level I: handler may go inside the pen and move anywhere to help remove geese.

Level II: handler may step just inside pen if desired.

Level III: handler remains outside of pen.

Drive: Geese are moved down the arena to the start of the drive. For the drive:

Level I: handler may continue on with geese.

Level II: handler stops at a point halfway between the designated handler's post and the graze, and stays there until geese have entered the graze.

Level III: handler stops at the designated handler's post until the geese have entered the graze.

Graze: The geese are held within the marked graze area for a designated time. There will be a water bucket in the middle of the graze if the geese want to take a drink.

Gather: After a set time, indicated by the judge, the handler goes to the designated handler's post for the gather.

Level I: handler may remain near the graze with the dog, then sends the dog.

Level II: handler goes halfway to the handler's post with the dog, then sends the dog.

Level III: handler goes all the way to the handler's post with the dog, then sends the dog to gather the geese.

At all levels, the geese are brought to and around the handler's post.

Stop: The flock is stopped momentarily, then resumes movement. Levels II & III only.

Wagon Pass: The geese are taken along the fence, while a small wagon carrying ducks in a crate moves by on the "road." The geese are kept moving and kept between the wagon and the fence. The wagon is stationary for Level I.

Panel Obstacle: The geese are taken through the panel obstacle. In Levels I & II, the handler may precede the geese through the obstacle. In Level III, the handler may not precede the geese through the obstacle.

Pass Through Holding Area: Using the small gates in the stock holding area, the geese are taken through the holding area and into the small arena. At all levels, the handler has the dog hold the geese while the handler opens the gates.

Levels I and II: the handler need only open the 1st gate – the 2nd gate will already be open, but will need to be closed after the geese are in the small arena. (The first gate may be left open, to be closed at the end of the run)

Level III: while the dog holds the geese, the handler opens both gates, the geese are taken through, then both gates are closed.

Bridge: The geese are taken over the bridge (a chute with a wood floor). The handler must cross the bridge, but the dog doesn't need to cross the bridge.

Levels I: handler may move alongside the wings of the bridge and may go onto the bridge before all geese have exited the bridge.

Level II: handler must stay at entrance to the wings of the bridge, but may go onto the bridge before all geese have exited the bridge.

Level III: handler must remain at the entrance to the wings of the bridge until all geese have exited the bridge.

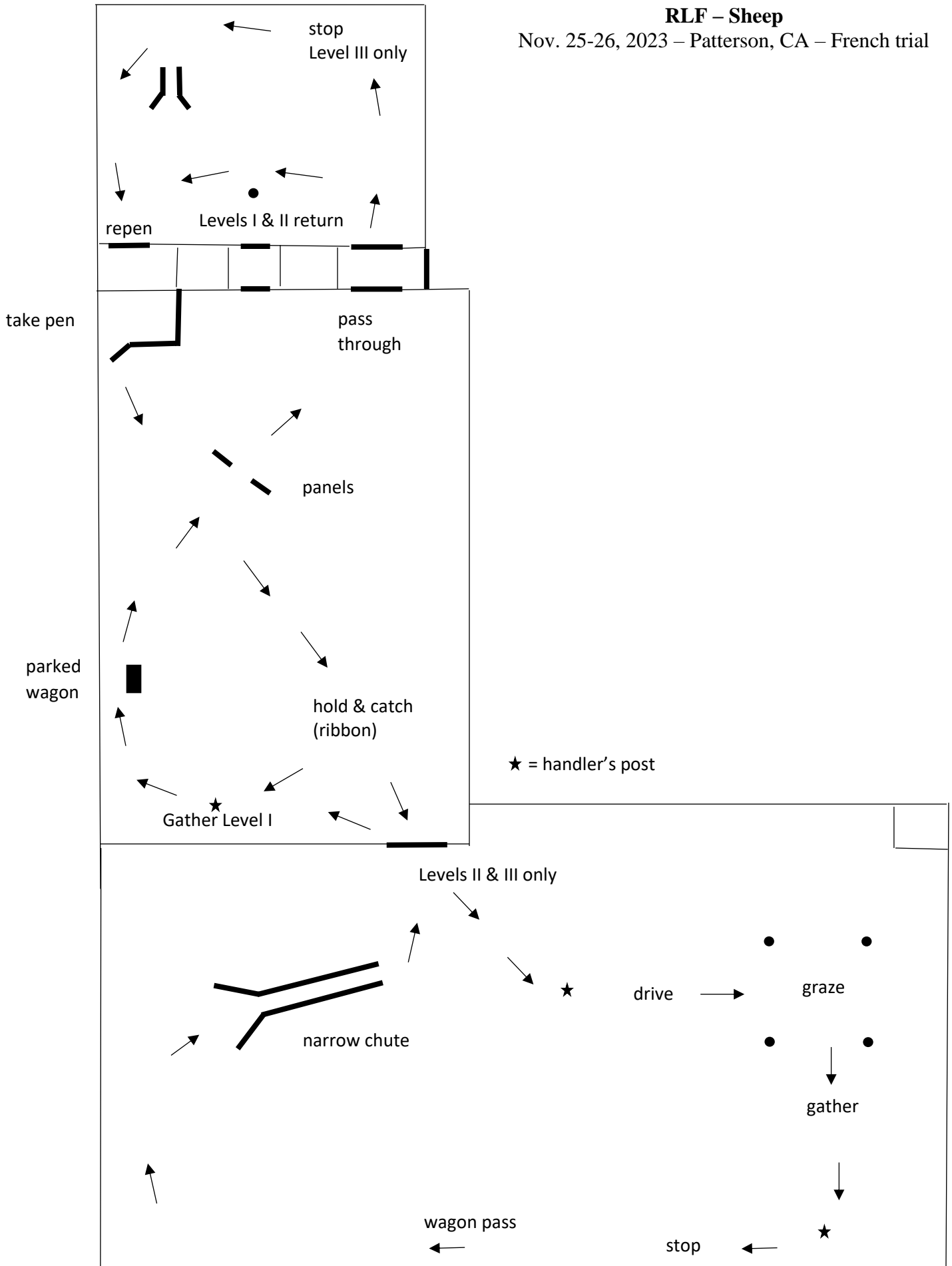
Stop #2 (Level III only): The flock is stopped momentarily, then resumes movement.

Counting (Level III only): The geese are taken along the fence. The handler causes them to line out, passing between the handler and the fence, and "counts" them.

Repen: The geese are repenned.

RLF – Sheep

Nov. 25-26, 2023 – Patterson, CA – French trial



(not to scale)

RLF – Sheep – Nov. 25-26, 2023 – Patterson, CA – French trial

Take Pen: Sheep are taken from Take Pen.

Level I: handler may go inside the pen and move anywhere to help remove sheep.

Level II: handler may step just inside pen if desired.

Level III: handler remains outside of pen.

Hold & Catch (Ribbon): Sheep are taken across to the arena to the Hold & Catch area, and settled there.

Level I: handler touches any sheep.

Level II: handler touches a ribboned sheep.

Level III: handler removes ribbon from sheep.

After the Hold & Catch, the course diverges between Levels II & III and Level I. Levels II and III continue through the gate into the field. Level I performs a short gather, then continues on to the Parked Wagon* and subsequent exercises, described below.

Levels II & III (Drive/Graze/Gather/Wagon Pass/Narrow Chute/Return to Arena):

Drive: Sheep are moved across the field to the start of the drive. For the drive:

Level II: handler stops at a point halfway between the designated handler's post and the graze, and stays there until sheep have entered the graze.

Level III: handler stops at the designated handler's post until the sheep have entered the graze.

Graze: The sheep are held within the marked graze area for a designated time. Level II graze will be shorter.

Gather: After a set time, indicated by the judge, the handler goes to the designated handler's post for the gather.

Level II: handler goes halfway to the handler's post with the dog, then sends the dog.

Level III: handler goes all the way to the handler's post with the dog, then sends the dog to gather the sheep.

At both levels, the sheep are brought to and around the handler's post.

Stop: The flock is stopped momentarily, then resumes movement.

Wagon Pass: The sheep are taken along the fence, while a small wagon carrying ducks in a crate moves by on the "road." The sheep are kept moving and kept between the wagon and the fence.

Narrow Chute: The sheep are moved through a long, narrow chute.

Level II: handler may go halfway along the chute until all sheep have exited.

Level III: handler remains at the chute entrance until all sheep have exited.

Return to Arena: The sheep are brought back into the arena. After this point, Levels I, II & III follow the same path.

Parked Wagon*: The sheep are taken along the fence, between a small parked wagon (with ducks) and the fence.

Panel Obstacle: The sheep are taken through the panel obstacle. In Levels I & II, the handler may precede the sheep through the obstacle. In Level III, the handler may not precede the sheep through the obstacle.

Pass Through Holding Area: Using the gates in the stock holding area, the sheep are taken through the holding area and into the small arena. At all levels, the handler has the dog hold the sheep while the handler opens the gates. Levels I and II: the handler need only open the 1st gate – the 2nd gate will already be open, but will need to be closed after the sheep are in the small arena. (The first gate may be left open, to be closed at the end of the run) Level III: while the dog holds the sheep, the handler opens both gates, the sheep are taken through, then both gates are closed. (Levels I & II go to re-pen (around cone), Level III has a 2nd stop and goes around goose bridge).

2nd Stop (Level III only): The flock is stopped momentarily, then resumes movement.

Around the Goose Bridge (Level III only): The sheep are taken around the goose bridge (counter-clockwise path).

Re-Pen: The sheep are penned in the final pen.