

AHBA Herding Trial

July 28-30, 2023

Hosted By:

Chinook Dog Centre

55308 Rge Rd 265, Sturgeon County, AB

Judges:

Marilyn Bell (BC)

Jerry Kurbatoff (AB)

Friday: Two HTD Courses on Sheep

Saturday & Sunday: One HRD Trial on sheep per day

Saturday & Sunday: Two HTAD Trial on sheep per day

Saturday & Sunday: Two HTAD Trial on ducks per day

Limited Entry dependent on number of sheep/ducks available

Running Rain or Shine!

Send Entries, Waivers and Etransfers (payable to):

Chinook Dog Centre

Email Entries: chinookgrooming@xplornet.ca

Online Entries: www.dogshow.ca

Snail Mail Entries: Chinook Dog Centre, 55308 Rge Rd 265, Sturgeon County, AB, T8R0Y9

All Entries must be in Canadian Funds

Entry Fees:

1-8 Runs \$55.00 (includes \$3.25 AHBA recording fee and GST).....per trial

9-12 Runs \$50.00 (includes \$3.25 AHBA recording fee and GST).....per trial

Entries Open: June 15, 2023

Entries Close: July 17, 2023

Trial Secretary: Brandy-Lee Fazlic chinookgrooming@xplornet.ca 780-263-9360

Directions to Trial Site:

From Edmonton:

From Hwy 216 (Anthony Henday) go west on Hwy 16. Turn North on to Hwy 44. Use the second exit at the roundabout to stay on Hwy 44. Go straight through the 4 way stop sign and continue on Hwy 44. Turn west (left) on Twp Rd 554 (Riviere Qui Barre), turn south (left) at the 4 way stop on to Rge Rd 265, Go approx. 1.5 km and the driveway is on the west (right) side of the road. Come ¼ way down the driveway and turn left in front of house. Follow fence down to parking area.

55308 Range Road 265, Sturgeon County, T8R 0Y9

ACCOMMODATION INFORMATION:

Camping

Morinville Campground & RV Park - #1- 55529 Range Road 254, Sturgeon County, AB T0G 1Y0 (780) 939-6040

Hotels

Best Western Plus The Inn at St.Albert- 460 St. Albert Trail, 1-866-306-0942/ (780)470-3800

Holiday Inn Express & Suites- 1145 St.Albert Trail, 1-855-516-1093/ (587)290-1837

Food:

There will be no concession at this trial.

There are many food establishments 15 min drive in Morinville.

Emergency Vet Care:

Guardian Veterinary Centre

780-436-5880

5620-99 Street, Edmonton, AB, T6E 1V2

Open 24 hours

Prizes and Awards

1st Place per class (Level I, II, III)

Rosette and/or Prize

2nd-4th Place per class (Level I, II, III)

Flat Ribbon and/or Prize

Qualifying Score

Flat Ribbon and/or Prize

Reserve High in Trial

Rosette and/or Prize

High in Trial

Rosette and /or Prize

New Title

Rosette and/or Prize



30th Anniversary



Counselling & Consulting

Schedule of Events

Friday: 5:00pm Handler Meeting HTD course. Trial 1– HTD Sheep- Marilyn Trial 2– HTD Sheep- Jerry

Saturday and Sunday: 8:30 am Handler Meeting first two courses

Ring 1 (Course 5 & HRD)

Ring 2 (Course 3)

Trial 3– HRD Sheep —Marilyn

Trial 6-- HTAD Ducks– Jerry

Trial 4– HTAD Sheep– Marilyn

Trial 5– HTAD Sheep—Jerry

Trial 7– HTAD Ducks– Marilyn

Trial 8– HRD Sheep– Jerry

Trial 11 HTAD Ducks– Marilyn

Trial 9– HTAD Sheep–Jerry

Trial 10 HTAD Sheep– Marilyn

Trial 12–HTAD Ducks– Jerry

AHBA Herding Trial

July 28-30, 2023

Hosted By Chinook Dog Centre

Sturgeon County, AB

Judge: Marilyn Bell & Jerry Kurbatoff

Trials on Sheep & Ducks

Limited Entry



Owner Name:	
Owner Address:	
Email Address:	Phone Number:
Dog Registered Name:	
Call Name:	Breed:
Registry & Number:	Breeder:
Sex:	Birthdate:
Handler Name if other than owner:	

Please Circle the Trial & Level you would like to enter

Friday, July 28	Trial 1 (Sheep)	Trial 2 (Sheep)	HTD I	HTD II	HTD III
Saturday, July 29	Trial 3 (Sheep)		HRD I	HRD II	HRD III
Saturday, July 29	Trial 4 (Sheep)	Trial 5 (Sheep)	HTAD I	HTAD II	HTAD I II
Saturday, July 29	Trial 6 (Ducks)	Trial 7 (Ducks)	HTAD I	HTAD II	HTAD III
Sunday, July 30	Trial 8 (Sheep)		HRD I	HRD II	HRD III
Sunday, July 30	Trial 9 (Sheep)	Trial 10 (Sheep)	HTAD I	HTAD II	HTAD III
Sunday, July 30	Trial 11 (Ducks)	Trial 12 (Ducks)	HTAD I	HTAD II	HTAD III

Please check off if you are collecting Championship Points _____

of Runs _____ X \$ _____ = \$ _____

1-8 Runs \$55.00 per run 9-12 Runs \$50.00 per run

Entries open: June 15, 2023

Entries Close: July 17, 2023

Please Email all entries complete with signed waiver form to: Chinookgrooming@xplornet.ca

Etransfer to the same address with the password: Herding

Hand Delivered Entries with Cash or Cheque will also be accepted

IMPORTANT. READ THIS FIRST.

In consideration for participation in an event sanctioned by the American Herding Breed Association (AHBA), I agree to assume all responsibility for any claim, loss or damage, of whatever kind or nature, whether to person or property, which may be caused at or near this event, either directly or indirectly, by me or the dog or dogs I have entered in or brought to this event. I further agree that I will hold the AHBA, its officers, directors, agents and members harmless and defend them from any and all liability for any injury, claim, damage or loss, of whatever kind or nature, whether to person or property, caused at or near this event, whether directly or indirectly, by me or any dog I have entered in or brought to this event. I agree to indemnify the AHBA, its officers, directors, agents and members for any loss, cost or expense including attorneys fees and costs, to which the AHBA, its officers, directors, agents or members might be subject as a result of any claim, suit, loss or damage caused in any way by any act or negligence on my part or on the part of any dog or dogs I have entered in or brought to this event. I acknowledge that while the AHBA may provide sanctioning for this event with regard to the issuing of titles, it does not have and does not exercise control over the conduct of the event or those present. I certify and represent that the dog or dogs I have entered in or brought to this event is/are not a hazard to other dogs, other animals, or to people.

I hereby release the trial-giving club, the owner of the facility, and the owner of the stock from any liability for loss or damage resulting from this trial.

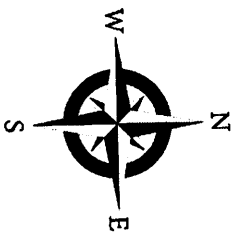
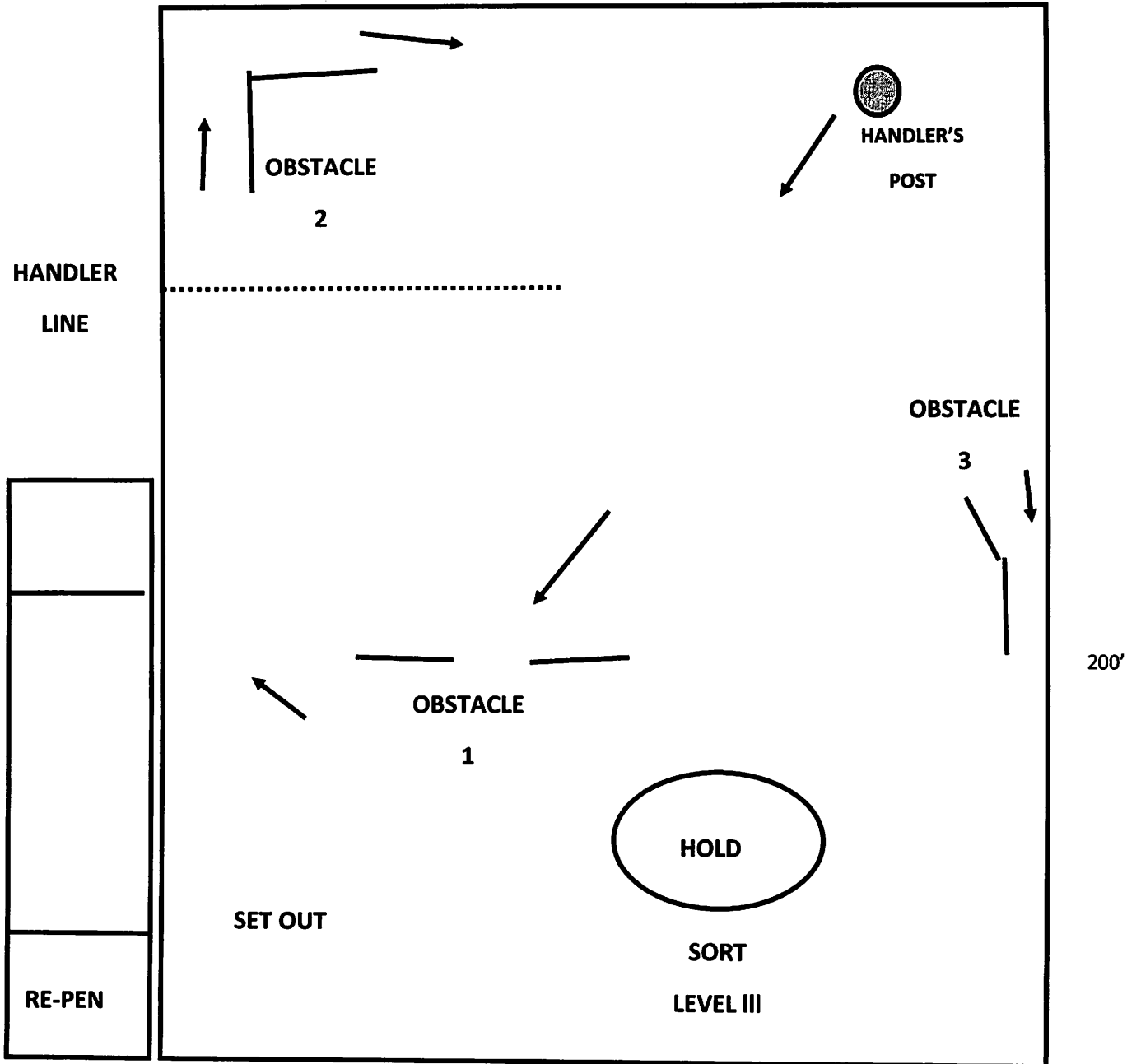
I further agree to pay the full market value of \$350.00 for any sheep death resulting from my dog's actions, whether wilful or accidental, or in the case of injury to any livestock resulting from my dog's actions, I agree to pay all veterinary fees up to the market value of the animal.

(Signature of Entrant)

(Date)

*Chinook Dog Centre Ltd. Reserves the right to refuse entry for any reason.

Course 5



150'

The stock set-out indicated on the diagram relates to courses that begin with a gather. The handler's post is located 10 ft. from the North fence, in the center. A handler's line runs parallel to the East fence and is 30' from the West fence. The panel obstacle is set 20 ft. from the South fence, at least 100 ft. from the handler's post; the opening is 12 ft. The L-shaped obstacle is located in the South west corner of the arena. Both sides of the obstacle are 8 ft. long with an aisle 8 ft. wide. Obstacle 3 is a fence line chute approximately half way on the North fence. The chute should be no less than 8 feet long and no more than 4 feet wide with an opening of 8 ft. The hold area is located approximately in the center of the arena. Level III will do a ribbon pull for their sort. Ties are broken with the best gather score, followed by best re-pen score, then time.

<u>Course 5</u>	<u>Levels 1 & 2</u>	<u>Level 3</u>
Gather or Take Pen	15	15
Drive	15	15
Obstacle 1	10	10
Obstacle 2	15	15
Obstacle 3	15	15
Hold	10	10
Sort (HTAD III Only)	—	10
<u>Repen</u>	<u>10</u>	<u>10</u>
Total	90	100

Course Description

1. Gather

The stock are let out into the arena and allowed to settle. In HTAD III, the handler remains at the post while the dog is sent from there to gather the stock. In HTAD II, the handler may leave the dog at the handler's post and move to a point approximately halfway between the post and the stock, then send the dog to gather the stock. In HTAD I, the handler may leave the dog at a point approximately halfway between the post and the stock and move to approximately 15 ft. from the stock, then send the dog to gather the stock. At all three levels the stock are brought to and around the handler's post, passing just to the North of the handler's post and then turning toward Obstacle 1. The gather ends when the stock have gone just past the handler's post.

2. Drive

The stock are driven to Obstacle 1. HTAD III handlers must stay at handler's post. HTAD II handlers may go to a point halfway to Obstacle 1, then must remain there for the remainder of the drive. HTAD I handlers may accompany the stock up to Obstacle 1. The drive ends when the stock reach a point 10 ft. in front of Obstacle 1.

3. Obstacle 1

The stock are moved through the freestanding panels. The handlers remain at the designated locations while the stock are taken through the panels. While HTAD I handlers may go up to the panels, they should not precede the stock through the panels. Once the stock have cleared the obstacle, handlers are free to move. Once the stock have gone through the panels, they are turned toward the South side of the arena, then back toward the West side, toward Obstacle 2. Scoring for this section ends when the stock have been turned toward Obstacle 2 and have moved past the end of Obstacle 1 closest to the West side of the arena.

4. Obstacle 2

The stock should enter at the South opening of the obstacle and exit heading North HTAD III handlers must remain East of the handler's line until the stock have exited. HTAD II handlers remain East of the handler's line until the stock have exited, or may choose to go directly to the entrance of the obstacle and remain in that location until the sock have exited. HTAD I handlers may move anywhere relative to the obstacle but may not enter it. Scoring ends when the animals have exited.

5. Obstacle 3

The stock are taken to and moved through the L-shaped obstacle which is on the fence line at the North side of the arena. The stock enter from the West side and exit to the East. Obstacle 3 ends when all of the stock have exited the obstacle.

6. Hold

The animals are taken to the hold area. The stock is settled and briefly held in place. There is no required position for handler or dog. The judge signals the end of the hold. HTAD I and II handlers then take the stock to the re-pen. HTAD III handlers proceed with the sort.

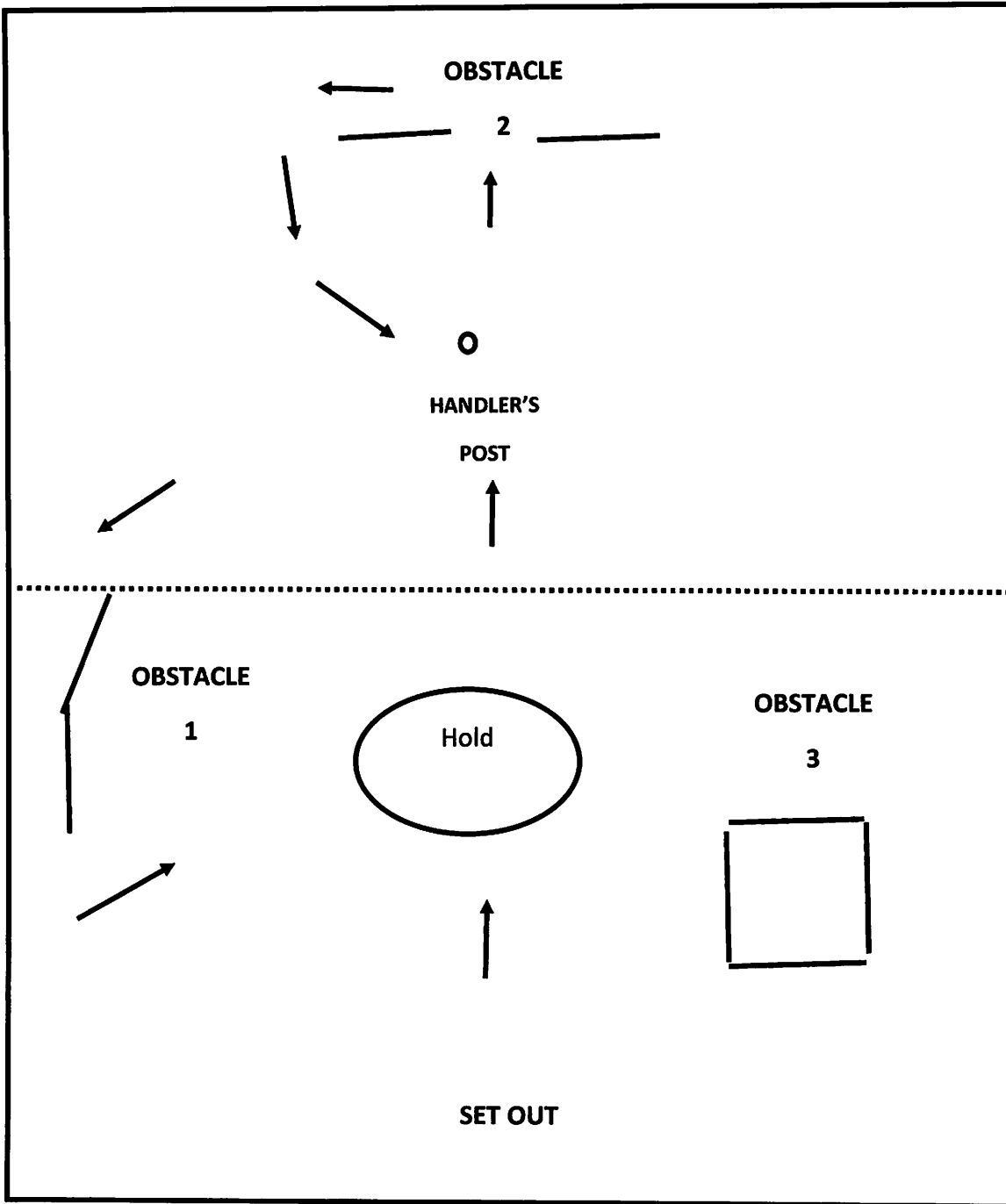
7. Sort

The sort is done by HTAD III handlers only. The stock is moved to the designated area. The handler will remove the ribbon from the specified sheep. The sort ends when the ribbon has been removed from the animals. stock is then taken to the re-pen.


8. Re-pen

The stock are taken to the re-pen and held a short distance off the gate while it is opened, and then are re-penned. The run ends when the re-pen gate is closed after the last animal has exited the arena.

Course 3



HANDLER
LINE



Re-Pen

<u>Course 3</u>	<u>Levels 1 &2</u>	<u>Level 3</u>
Gather or Take Pen	15	15
Obstacle 1	15	15
Drive	15	15
Obstacle 2	10	10
Obstacle 3	15	15
Hold	10	10
Sort (HTAD III Only)	—	10
<u>Repen</u>	<u>10</u>	<u>10</u>
Total	90	100

Course Description

1. Gather

The stock are let out into the arena and allowed to settle. In HTAD III, the handler remains at the post while the dog is sent from there to gather the stock. In HTAD II, the handler may leave the dog at the handler's post and move to a point approximately halfway between the post and the stock, then send the dog to gather the stock. In HTAD I, the handler may leave the dog at a point approximately halfway between the post and the stock and move to approximately 15 ft. from the stock, then send the dog to gather the stock. At all three levels the stock are brought to and around the handler's post, passing just to the North of the handler's post and then turning toward Obstacle 1. The gather ends when the stock have gone just past the handler's post.

2. Obstacle 1

The stock should enter at the South opening of the obstacle and exit heading North. HTAD III handlers must remain at the opening of the obstacle until the stock have exited. HTAD II handlers may move along the wing of the obstacle but may not move past the wing until the stock have exited. HTAD I handlers may move anywhere relative to the obstacle but may not enter it. Scoring for this section ends when the animals have exited.

3. Drive

After the stock exit the chute, they are turned back toward the South along the approximate North/South centre line of the arena. Going toward Obstacle 2, they should pass just to the West of the handler's post. HTAD III handlers must remain behind the handler's line. HTAD II handlers may accompany the stock to a point halfway to Obstacle 2, then must remain there for the rest of the drive. HTAD I handlers may accompany the sock up to Obstacle 2. The drive ends when the sock reach a point 10 ft. in front of Obstacle 2.

4. Obstacle 2

The handlers remain at the designated locations while the sock are taken through the freestanding panels. While HTAD I handlers may go up to the panels, they should not precede the stock through the panels. Once the stock have gone through the panels, handlers are free to move. The stock are turned to the East and then to the North past the East end of the obstacle and onto a line that will take them fairly directly to the area in front of the pen. Scoring for Obstacle 2 ends when the stock have passed to the North of the East end of the obstacle.

5. Obstacle 3

The stock are penned in the freestanding pen. Scoring for the pen ends when the pen gate is closed.

6. Hold

The animals are taken to the hold area. The stock is settled and briefly held in place. There is no required position for the handler or dog. The judge signals the end of the hold. HTAD I and II handlers then take the stock to the repen. HTAD III handlers proceed with the sort.

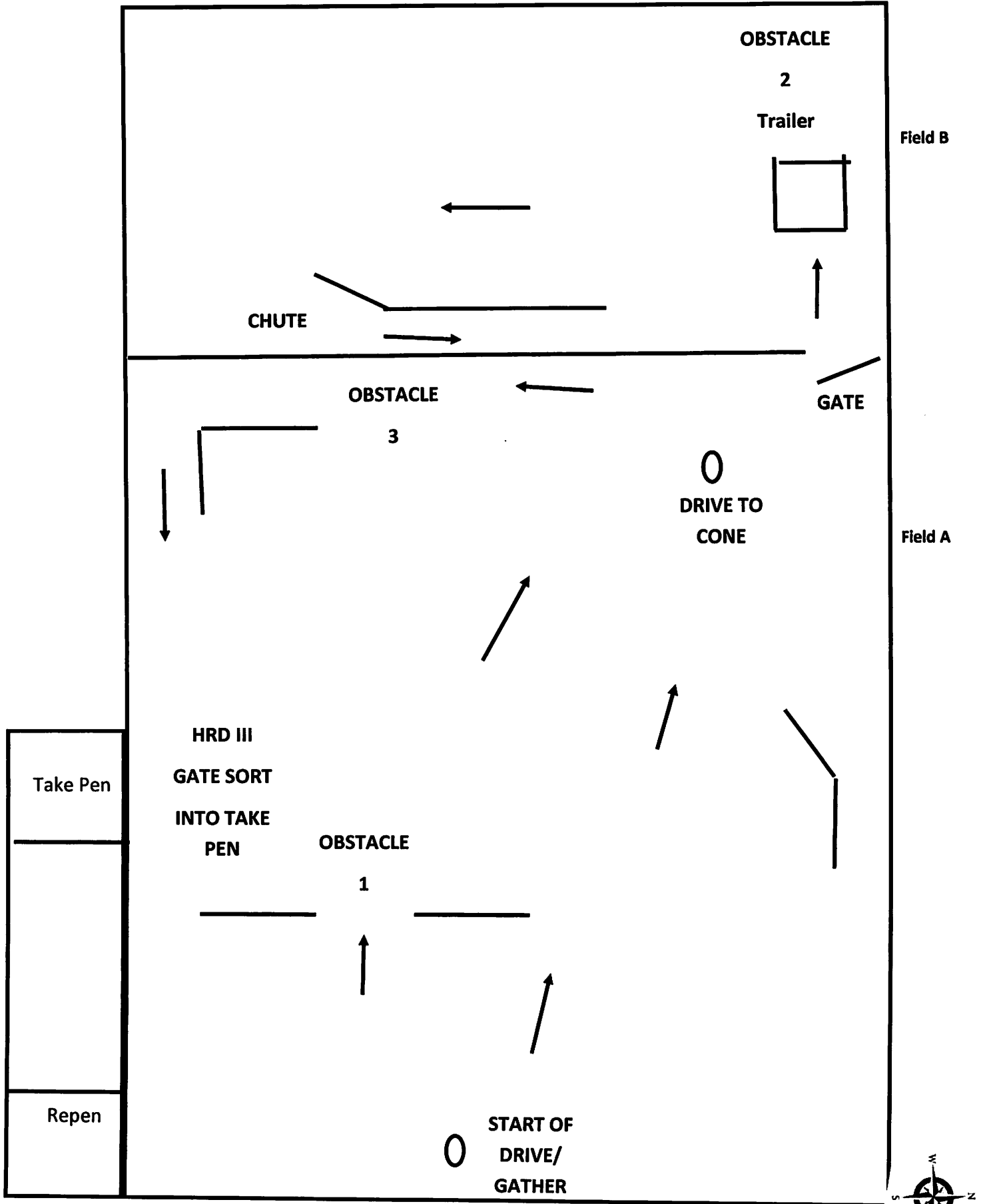
7. Sort

The sort is done by HTAD III handlers only. The stock is moved to the designated area. The handler will remove the ribbon off of the marked sheep. Scoring ends once the ribbon is removed.

8. Repen

The stock are taken to the repen and held a short distance off the gate while it is opened, and then are repenned. The run ends when the repen gate is closed after the last animal has exited the arena.

Ranch Sheep



<u>HRD Sheep</u>	<u>Levels 1 &2</u>	<u>Level 3</u>
Take Pen	10	10
Drive	15	15
Gather	15	15
Obstacle 1	10	10
Obstacle 2/Trailer	10	10
Chute	10	10
Obstacle 3	10	10
Sort (HTAD III Only)	—	10
<u>Repen</u>	<u>10</u>	<u>10</u>
Total	90	100

Course Description

1. Take Pen

HRD III handlers must remain outside the pen while the dog brings out the stock. HRD II handlers may enter the pen with the dog but should not move the stock themselves. HRD I handlers may enter the pen and assist the dog in moving the stock. If the stock come out on their own volition without the handler or dog entering, there is no penalty. Once the gate to the take pen is opened, it may not be closed until the stock have exited. Stock are then taken to the start cone for the drive.

2. Drive

The stock are driven to the drive cone. HRD III handlers must stay at the start post. HRD II handlers may go to a point halfway to the drive cone and then must remain there. HRD I handlers may fetch and/or drive throughout, with the handler in any position. Once the stock are at the drive cone, the handler will recall the dog off the stock and bring them back to the start post to start the Gather.

3. Gather

In HTAD III, the handler remains at the post while the dog is sent from there to gather the stock. In HTAD II, the handler may leave the dog at the handler's post and move to a point approximately halfway between the post and the stock, then send the dog to gather the stock. In HTAD I, the handler may leave the dog at a point approximately halfway between the post and the stock and move to approximately 15 ft. from the stock, then send the dog to gather the stock. At all three levels the stock are brought to and around the handler's post, passing just to the North of the handler's post and then turning toward Obstacle 1. The gather ends when the stock have gone just past the handler's post.

4. Obstacle 1

The handlers remain at the designated locations while the sock are taken through the freestanding panels. While HTAD I handlers may go up to the panels, they should not precede the stock through the panels. Once the stock have gone through the panels, handlers are free to move. The stock continue West on a line towards the gate. Scoring ends when stock are half way to the gate.

5. Obstacle 2/ Trailer

Stock are taken through the gate on the North West side of Field A into Filed B. All Stock are taken to the trailer and put inside. The handler may be no further than 10ft. From the trailer door. After successfully loading all stock the dog will then remove stock from trailer. Handlers have the option of assisting if they so wish. Obstacle 2 ends when all the stock exit the trailer.

6. Chute

The stock are taken to enter the chute from the South East side of Field B and will exit to the North. Level I handlers may move anywhere relative to the obstacle but may not enter it, Level II handlers may move along the wing of the obstacle but may not move past the wing until the stock have exited, Level III handlers must remain at the opening of the obstacle until the stock have exited. Scoring ends when the stock are taken back through the gate into Field A.

7. **Obstacle 3**

The stock are taken South along the West fence to Obstacle 3 and will exit East. Level I handlers may move anywhere relative to the obstacle but may not enter it, Level II handlers may move along the wing of the obstacle but may not move past the wing until the stock have exited, Level III handlers must remain at the opening of the obstacle until the stock have exited. Scoring ends when the stock are at the Gate Sort/Re-pen areas.

8. **Gate Sort (Level III only)**

Any three head of stock will be sorted into the pen. Sorting should be done in an orderly fashion, without excessive pushing and crowding at the gate or unnecessary pressure by the dog. Stock may be gently blocked by hand or by use of the crook. Stock may not be dragged, hit, pulled by wool or skin or touched unnecessarily. Scoring ends when the gate is closed after the final head has entered the pen. The remaining stock in the field are taken to the Re-Pen.

9. **Re-Pen**

The stock are taken to the re-pen and held a short distance off the gate while it is opened, and then are re-penned. The run ends when the re-pen gate is closed after the last animal has exited the arena.