



ENTRIES LIMITED

**Friday - 40 Ranch Runs (15 Cattle / 25 Sheep)
20 Junior Herding Dog Runs (10/10 sheep)**

**Pre-Entries close February 10, 2023 or when entry limits are met
Entries will be taken day of if space is available**



PREMIUM LIST

**Open to all eligible
AHBA breeds**

ACORN

ACRES FARM

Friday, February 24, 2023

**Trials held OUTDOORS at
Acorn Acres a/k/a Mintzer Farm
6551 County Rd 561 Bushnell, FL 33513**

Test/Trial Hours: 7:30 a.m. to 6:00 p.m

These tests are held with sanctioning of the American Herding Breed Association and in accordance with the rules and regulations of the AHBA.

Judges

Cappy Pruett.....36600 E 144th, Hudson, CO 80642
Deb Mintzer.....6551 CR 561, Bushnell, FL 33513

Classes Offered - Levels I, II, III

Friday Trial 1: Judge Cappy Pruett Ranch - Cattle (15 runs) , JHD (Junior Herding Dog)
Trial 2: Judge Cappy Pruett Ranch - Sheep (25 runs)
Judge-Deb Mintzer JHD (Junior Herding Dog)

Entry Fees\$ 45.00 entry per run

NO SELLING/TRADING OF RUNS

Trial Chairman

Deb Mintzer
6551 CR 561
Bushnell, FL 33513
(352)552-4217
bdcattlekennel@aol.com

Trial Secretary

Susan Gordon
4 Seminole Path
Wildwood, FL 34785
407-421-1588-c
gordonshowsec@earthlink.net
website—gordonshowsec.info

Course Director.....Brian Mintzer

Stock Supervisor.....Brian Mintzer

Veterinarian On Call

Veterinary Emergency Clinic of Central FL
33040 Professional Dr, Leesburg, FL 34788
352-728-4440

Ribbon Prizes

Offered for EACH of the trials.

Placements: 1st Place Blue Ribbon, 2nd Place Red Ribbon, 3rd Place Yellow Ribbon
4th Place White Ribbon Qualifying dogs will receive a Green ribbon.

High Scoring Dog in Trial Blue, Red & Yellow Rosette

Reserve High Scoring Dog in Trial Red, Yellow & White Rosette

Notice to Exhibitors

PRE-ENTRIES CLOSE Friday, February 10, 2023 at 6:00 p.m. Acknowledgment of entries will be made as soon as practicable.

Mail all entries with fees payable to Debra Mintzer to:

Susan Gordon, 4 Seminole Path, Wildwood, FL 34785

ON-LINE ENTRIES - available on www.gordonshowsec.info

Email will be used as a primary means of communication if an email address is listed on the entry form unless entrant requests otherwise.

Returned checks do not constitute a valid entry. The Secretary will add a \$25.00 collection fee to the amount of each returned check. Subsequent returned checks from the same exhibitor may result in the exhibitor's entries being accepted on a CASH ONLY basis.

Errors on Entry Blanks: Owners are responsible for errors in filling out entry forms, whoever may make such errors. No entry fee will be refunded in case of any such errors after the closing date.

Alternates List: Entries received after the numerical limits have been reached but prior to closing will be placed on an alternates list. If you DO NOT wish to be on the alternates list, please enclose a signed statement to that effect with your entry. The alternates list will be used to fill vacancies in the drawn running order, with the first available alternate entry replacing the first vacancy in the class entered.

Alternates will be permitted to run if there is an absentee in an earlier class (provided the alternate's class has not begun) which was not filled on the same course, same type of livestock and under the same Judge, or if a dog has been marked absent with the Event Secretary prior to the beginning of the alternate's class." Entry fees will be refunded for alternates whose dogs do not run.

Bitches in season are permitted to run. They will be placed at the end of the running order in test classes and run in catalog order in trial classes.

Exhibitors should follow their veterinarians' recommendation to assure their dogs are free of internal and external parasites, any communicable diseases, and have appropriate vaccinations.

STOCK

Florida Native Sheep: 7 Head per Ranch Course /3 Head per Test Class

Cattle will be Angus Cross Bred Beef. 5 head per Ranch Course

Replacement value; Sheep \$200.00 each, Cattle \$1,250.00 each.

A medication fee of \$20, or the Veterinarian's bill, or the cost of the animal will be charged to the owner of any dog causing damage to livestock, whether such damage is caused directly or indirectly by the dog. Please read the agreement on the back of the entry form.

When not competing, dogs must be confined or held on leash and kept away from the livestock.

The Acorn Acres Farm and the Trial Secretary assume no responsibility for any loss, damage or injury sustained by exhibitors, handlers or spectators, or by any of their dogs or property.

Children must be kept under the control of their parents or guardians at all times and must be kept away from all farm equipment and livestock.

Wading pools will be available for your dogs.

Declination of entries: Acorn Acres may decline any entries for cause and may refuse to receive or may remove any dog on account of disease, viciousness, or other cause, and no one shall have recourse against Black Prong, any official thereof, or any judge.

Entry fees shall not be refunded in the event that a dog is absent, disqualified, excused by a Veterinarian or Judge, or barred from competition by action of the Test/Trial Committee. If because of riots, civil disturbances, or other acts beyond the control of the organizing committee, it is impossible to open or complete the test/trial, no refund of entry will be made. Extreme weather conditions, including, but not limited to, snow storms, hurricanes, lightning, extreme temperatures, must be considered for the health and safety of the dogs, livestock, exhibitors, judges and spectators. The well being of dogs, livestock, exhibitors and spectators is of paramount importance. In the event it is necessary to cancel or stop the test/trial before completion, no refund of entry fee will be made.

No refunds will be given for overpayment of fees if the error is less than \$10.00.

Entries For Exhibition Only will not be accepted.

MOTELS

(Early reservations recommended!)

Bushnell at I-75, exit 314.: (6miles)

Microtel Inn & Suite 352-568-2111 2612 West County Rd 48, Bushnell, FL 33513

Rodeway Inn 352-793-5010 2224 W County Rd 48, Bushnell, FL 33513 (\$10 pet fee)

Verify pet policies and discounts when booking your room.

Please clean up after your dog!.

Miles shown are approximate miles to show site.

RV and Tent camping - There is dry RV & Tent camping available at Deb Mintzer's. \$20.00 per night. Contact Deb - 352-552-4217 or bdcattlekennel@aol.com.

DIRECTIONS TO ACORN ACRES a/k/a MINTZER FARM From 75 exit 314 (North or South)

Go East on CR 48 approx. 5 miles - CR 561 will be on the North. CR 561 is a dead end in ½ mile, tree-lined, paved road dead ends at the gate of Mintzer farm.

From SR 50 (East or West)

At intersection of US Hwy 301, travel North approx. 10 miles to intersection at CR 48 in Bushnell. Travel East on CR 48. CR 561 is a dead end in ½ mile, tree-lined, paved road dead ends at the gate of Mintzer farm.

From Turnpike

Take exit 285(Leesburg/Clermont) toward US-27/FL-19. Turn right onto US-27N. Turn left on Bridges Rd., becomes Austin Merritt Rd, then Youth Camp Rd., then County Road 702. Take a slight left onto FL-48W/CR 48. Turn right onto CR 561. CR 561 is a dead end in ½ mile, tree-lined, paved road dead ends at the gate of Mintzer farm.



Description of Course and Tasks

Throughout the course, turns and overall direction are marked by flagged stakes. The emphasis is on smooth, calm and practical work. The cattle should move steadily and quietly, without rushing, lagging or weaving. Except as otherwise specified on certain parts of the course, the dog and handler may take various positions relative to the stock while working the course to be successful.

Task 1. (10 pts) TAKE PEN Cattle (5 head) will be in Area C (take pen). Move the cattle from Area C through Gate 1 into Area A. The Exit from Pen: The stock are taken from the pen, approx. 40x40 ft in size under the direction of the handler. The work is judged on calmness and smoothness. Stock should not rush or crowd the gate. The dog may be placed wherever necessary to accomplish the exit from the pen in the most efficient manner. After all the stock have left the pen, the dog holds them while the handler closes the gate. *(HRD I- the handler may enter the pen if desired, and move around as needed to assist the dog, but may not touch the dog or stock. The dog may be brought into the pen on lead if desired, but there must be a definite pause after the leash is removed, before the dog is sent to collect stock. HRD II- the handler may enter the pen but must remain just inside the gate. HRD III- Handlers may not enter the pen. Far HRD II and III classes, the dog must enter the pen off lead.*

Task 2. (20 pts) OUTRUN/LIFT/FETCH The cattle will be moved from the Take Pen area Gate 1 to the settle area, marked with a cone, in the North west corner of Area A, settled, then the handler and dog may move back 150 ft to the handler's post. *(HRD I- the dog may be taken to a point halfway between the designated handler's post and the stock, the handler may go to within 15 ft of the stock. HRD II- the dog is set at the handler's post and the handler may go halfway to the stock. HRD III- the dog and handler both are at the handler's post.)*

Task 3. (10 pts) LOAD/UNLOAD CHUTE The cattle will be moved to the marked area for the beginning of the Load/Unload Chute which is located in the area close behind the handler's post in Area A. Stock are to enter the opening of the Chute and then are held into the Loaded Chute by the dog, until the gate is opened by the handler to allow all stock to exit. Stock should move calmly and smoothly when exiting the chute. *(HRD I handlers are unlimited in their movement and positioning. HRD II- handlers may walk to the opening position and remain there until all stock are loaded. HRD III- handler's must remain 10 ft from any part of the chute until they move to open the exit gate)*

Task 4. (Levels I & II 10 pts-Level III 20 pts) HOLD/SHED All Levels -the cattle will be moved to the marked area for the beginning of the Hold. The Hold marker location is in the center of Area A. *(HRD I and HRD II- handlers are to hold stock only. HRD III- handlers will have to perform a Shed, by shedding off 2 head of cattle.)*

Task 5. (10 pts) FREE STANDING PANELS Cattle will be gathered and moved from the hold/shed location to next task marked area for a drive/fetch through freestanding panels. The drive /fetch line will be marked with a beginning and an end. Handlers will proceed to the marked area for the beginning of the drive/fetch through the freestanding panels located at the top end of the Area A. All Cattle should move calmly and smoothly through the Freestanding panels and then turned towards Gate 1 for next task. *(HRD I- handlers are unlimited in their movement and may fetch or drive through the panels from the beginning ribbon to the end marker. HRD II & III- handlers must drive marking a drive of 60 ft..)*

Task 6. (10 pts) GATE WORK Cattle (5 head) will be exited from Area A into Area C (original take pen). Gate work begins when the cattle reach Gate 1 to Area C. Stock should not be allowed to crowd against the gates as the handler open them, at any time. Once the stock have entered Area C, let stock settle. The continued task is to then move the cattle from Area C through Gate 2 and Gate 3 into Area B. The work is judged on calmness and smoothness. The dog may be placed wherever necessary to accomplish the entrances and exits from the pen in the most efficient manner. After all the stock have left the pen, the dog holds them while the handler closes the Gate 3. *(HRD all Levels- the handlers and dogs will enter the take pen, and move around to Gate 2 and Gate 3 as needed to assist their dog.)*

Task 7. (10 pts) DRIVE THRU PANELS The cattle will be moved from Gate 3 to the marked area for the beginning of the drive through the freestanding panels located in Area B. Stock should move calmly and smoothly through the Freestanding panels and then turned around the panels in any direction (left or right) for a fetch/drive back with the handler at Gate 3. *(HRD I handlers are unlimited in their movement and may fetch or drive through the panels. HRD II- handlers must proceed to the Level II handler's post, marking a drive of 75 ft, and then begin to drive the cattle through the panels. HRD III- handlers must proceed to the Level III handler's post, marking a drive of 125 ft, and then begin to drive the cattle through the panels.)*

Task 8. (10pts) EXHAUST HRD All Levels Cattle (5 head) will be exited from Area B into Area C (original take pen). Stock should not be allowed to crowd against the gates as the handler opens them to allow and exit.

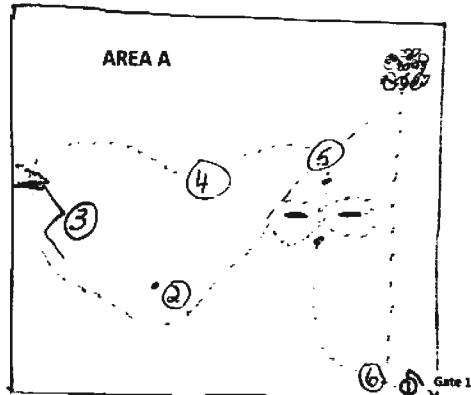
Time Limit is 25 minutes

Tie-breakers (1) Time

Area A Fenced pen 160 ft x 265 ft

Area B Fenced field 330 ft x 1,330 ft

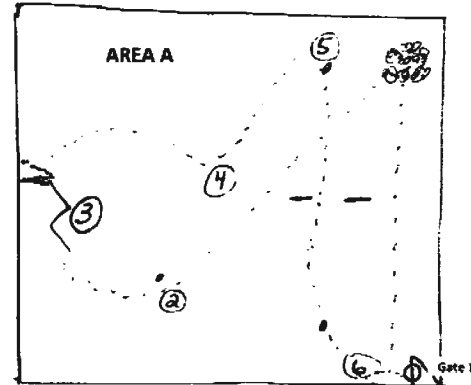
Area C Fenced pen 40 ft x 40 ft



RANCH COURSE SHEEP

TASKS:

1. Take Pen
2. Outrun/Lift/Fetch
3. Load/Unload
4. Hold/Ribbon Pull
5. Free Standing Panels Figure 8
6. Gate Work
7. Drive Thru Panels
8. Exhaust



RANCH COURSE CATTLE

TASKS:

1. Take Pen
2. Outrun/Lift/Fetch
3. Load/Unload
4. Hold/Shed
5. Free Standing Panels
6. Gate Work
7. Drive Thru Panels
8. Exhaust

Description of Course and Tasks

Throughout the course, turns and overall direction are marked by flagged stakes. The emphasis is on smooth, calm and practical work. The sheep should move steadily and quietly, without rushing, lagging or weaving. Except as otherwise specified on certain parts of the course, the dog and handler may take various positions relative to the stock while working the course to be successful.

Task 1. (10 pts) TAKE PEN Sheep (7 head) will be in Area C (take pen). Move the sheep from Area C through Gate 1 into Area A. The Exit from Pen: The stock are taken from the pen, approx. 40x40 ft in size under the direction of the handler. The work is judged on calmness and smoothness. Stock should not rush or crowd the gate. The dog may be placed wherever necessary to accomplish the exit from the pen in the most efficient manner. After all the stock have left the pen, the dog holds them while the handler closes the gate. *(HRD I- the handler may enter the pen if desired, and move around as needed to assist the dog, but may not touch the dog or stock. The dog may be brought into the pen on lead if desired, but there must be a definite pause after the leash is removed, before the dog is sent to collect stock. HRD II- the handler may enter the pen but must remain just inside the gate. HRD III- Handlers may not enter the pen. For HRD II and III classes, the dog must enter the pen off lead.*

Task 2. (20 pts) OUTFRONT/LIFT/FETCH The sheep will be moved from the Take Pen area Gate 1 to the settle area, marked with a cone, in the North west corner of Area A, settled, then the handler and dog may move back 150 ft. to the handler's post. *(HRD I- the dog may be taken to a point halfway between the designated handler's post and the stock, the handler may go to within 15 ft of the stock. HRD II- the dog is set at the handler's post and the handler may go halfway to the stock. HRD III- the dog and handler both are at the handler's post.)*

Task 3. (10 pts) LOAD/UNLOAD CHUTE The sheep will be moved to the marked area for the beginning of the Load/Unload Chute which is located in the area close behind the handler's post in Area A. Stock are to enter the opening of the Chute and then are held into the Loaded Chute by the dog, until the gate is opened by the handler to allow all stock to exit. Stock should move calmly and smoothly when exiting the chute. *(HRD I handlers are unlimited in their movement and positioning. HRD II- handlers may walk to the opening position and remain there until all stock are loaded. HRD III handler's must remain 10 ft from any part of the chute until they move to open the exit gate.)*

Task 4. (Levels I & II 10 pts-Level III 20 pts) HOLD/RIBBON PULL All Levels -The sheep will be moved to the marked area for the beginning of the Hold. The Hold marker location is in the center of Area A. *(HRD I and HRD II- handlers are to hold stock only. HRD III handlers will have to perform a Ribbon pull off the animal so marked.)*

Task 5. (10 pts) FREE STANDING PANELS FIGURE 8 Sheep will be gathered and moved from the hold location to next task marked area for a drive/fetch through freestanding panels performing a Figure 8. The sheep must move in a Figure 8 pattern, crossing the center three (3) times to complete the pattern. The Free Standing Gates are located at the top end of Area A. All Sheep should move calmly and smoothly through the pattern. Upon completion of the Figure 8, the sheep then can be moved towards Gate 1 for the next task. *(HRD I- handlers are unlimited in their movement and may fetch/ drive the sheep in the Figure 8 pattern.. HRD II- handlers must stand next to either panel while the dog moves the sheep in the Figure 8 pattern. HRD III handlers must remain at one of the outside Level III markers while their dog moves the sheep in the Figure 8 pattern.)*

Task 6. (10 pts) GATE WORK Sheep (7 head) will be exited from Area A into Area C (original take pen). Gate work begins when the sheep reach Gate 1 to Area C. Stock should not be allowed to crowd against the gates as the handler open them, at any time. Once the stock have entered Area C, let stock settle. The continued task is to then move the sheep from Area C through Gate 2 and Gate 3 into Area B. The work is judged on calmness and smoothness. The dog may be placed wherever necessary to accomplish the entrances and exits from the pen in the most efficient manner. After all the stock have left the pen, the dog holds them while the handler closes the Gate 3. *(HRD all Levels- the handlers and dogs will enter the take pen, and move around to Gate 2 and Gate 3 as needed to assist their dog.)*

Task 7. (10 pts) DRIVE THRU PANELS The sheep will be moved from Gate 3 to the marked area for the beginning of the drive through the freestanding panels located in Area B. Stock should move calmly and smoothly through the Freestanding panels and then turned around the panels in any direction (left or right) for a fetch/drive back with the handler at Gate 3. *(HRD I- handlers are unlimited in their movement and may fetch or drive through the panels. HRD II- handlers must proceed to the Level II handler's post, marking a drive of 75 ft, and then begin to drive the sheep through the panels. HRD III- handlers must proceed to the Level III handler's post, marking a drive of 125 ft, and then begin to drive the sheep through the panels.)*

Task 8. (10pts) EXHAUST HRD All Levels Sheep (7 head) will be exited from Area B into Area C (original take pen). Stock should not be allowed to crowd against the gates as the handler opens them to allow and exit.

Time Limit is 20 minutes
Area A Fenced pen 160 ft x 265 ft

Tie-breakers Task (5) Freestanding Panels Figure 8
Area B Fenced field 330 ft x 1,330 ft

Area C Fenced pen 40 ft x 40 ft

AHBA SANCTIONED HERDING EVENT
February 24, 2023 LIMITED ENTRY
Acorn Acres Farm, 6551 CR 561, Bushnell, FL 33513

Fri **February 24, 2023** Ranch Level _____ Stock Sheep Ranch Level _____ Stock Cattle
Junior Herding Dog Test (Sheep) _____ Trial 1 _____ Trial 2

Entry fee: Ranch & JHD \$45.00 per dog per Trial class entered. Entries close at the Secretary's residence on February 10, 2023. **Entries will be taken day of if space is available.** MAIL ENTRIES WITH FEES TO: Susan Gordon, 4 Seminole Path, Wildwood, FL 34785.

Make Checks or Money Orders Payable to: Deb Mintzer

All entry fees are payable in US Funds.

I enclose \$ _____ for entry fees.

BREED

VARIETY

SEX

DOG'S NAME

CALL NAME

REGISTRY:

Date of Birth:

REGISTRY #:

BREEDER:

SIRE:

DAM:

ACTUAL OWNER (S) (Please print)

ADDRESS:

Street

City:

State:

Zip:

I certify that I am the actual owner of the dog, or that I am the duly authorized agent of the actual owner whose name I have entered above. In consideration of the acceptance of this entry, I (we) agree to abide by the Rules & Regulations of the American Herding Breeds Association in effect at the time of this Herding Test or Trial and by any additional rules and regulations appearing in the premium list for this Herding Test or Trial or both, and further agree to be bound by the agreement printed on the reverse side of this entry form. I (we) certify and represent that the dog entered is not a hazard to persons or other dogs. This entry is submitted on the foregoing representation and agreement.

Signature of owner or the agent duly authorized to make this entry

Telephone:

email:

AGREEMENT

I (we) acknowledge that the American Herding Breed Association Rules for Herding Tests & Trials have been made available to me (us) and that I (we) agree that the club holding the Herding Test & Trial has the right to refuse this entry for cause which the club shall deem to be sufficient. In consideration of the acceptance of this entry and of the holding of the Herding Test or Trial and of the opportunity to have the dog tested or judged and to win prize money, ribbons, or trophies, I (we) agree to hold the AHBA, this club, its members, directors, governors, officers, agents, superintendents or show secretary and the owner or lessor of the premises and any employees of the aforementioned parties harmless from any **claim for loss or injury which may be alleged to have been caused directly or indirectly to any person or thing by act of this dog while in or upon the Herding Test or Trial premises or grounds or near any entrance thereto, and I (we) personally assume all responsibility and liability for any such claim for damage or injury to the dog, whether such loss, disappearance, theft damage or injury, be caused by the negligence of the club or any of the parties aforementioned, or by the negligence of any other person, or any other causes.**

I (we) will pay for any livestock injuries or replacement value in the event of death of any livestock by my (our) dog. In case of injury to stock caused by the dog entered, I (we) will assume total responsibility for any damage. I (we) agree to pay the full market value of the injured animal in case of serious injury, or the veterinarian bill if the injury is slight.

**Entries and/or changes to entries must be made in WRITING.
Telephone and unsigned entries cannot be accepted.**