

# Training Camp Inc. AHBA Tests/Trial

**Saturday, October 22, 2022**

**AHBA**



**American  
Herding Breed  
Association**

Sanction pending by the American Herding Breed Association (AHBA) to hold the Tests and Trial under the AHBA rules and regulations. Open to all dogs of the herding breeds and multi-purpose breeds with herding background, as listed in the AHBA Breeds List. Dogs must be nine months of age or older on or before date of trial to compete. [www.ahba-herding.org](http://www.ahba-herding.org)

## **Classes Offered:**

*Herding Trial Arena Dog, Course #3  
(HTAD I, II & III)  
Sheep  
(All levels - Gather)  
(Level III Sheep - Gate Sort)*

## **Tests**

*Junior Herding Dog (JHD) - Sheep  
Herding Capability Tests (HCT) - Sheep*

**TRAINING CAMP INC./  
SEAMAN FARM  
25807 MORGAN AVENUE  
CHISAGO CITY, MN 55013**

## **DIRECTIONS**

From I-35 go east on MN Hwy 97. Turn left onto Lofton (14.5 miles). Turn right onto 238th Street (2.5 miles). Turn left onto Morgan (1 mile). Seaman Farm is on the right (~1 mile).

For more information contact: Andi Wulff  
[adwulff@gmail.com](mailto:adwulff@gmail.com) or 651-431-0251

## JUDGE AND JUDGING SCHEDULE

(subject to change)

**JUDGE** – Brian Wistrom

**SCHEDULE** – HCT, JHD, HTAD Sheep (III, II, I) subject to change if necessary.

**Check in/Day of Entries: 8:00 a.m. - 8:30 a.m.**

Judging starts at 8:45 a.m. Handlers' Meeting before each class. Maximum total runs: 40

### **ENTRIES AND FEES**

**FEES:** \$40.00 per run pre-entry. \$45.00 per run after pre-entries close. Any outstanding entry fees must be paid by 8:30 am on the trial date. (There is a web option to submit your entry. Email Andi Wulff for details at [adwulff@gmail.com](mailto:adwulff@gmail.com) or visit the Great River Stockdog Club page on Facebook.)

**ENTRIES:** Pre-entries close Friday, October 14. Gate entries (if room) close ½ hour before each class begins.

**Checks payable to: Training Camp Inc.**

Mail entry with fee to:

Andi Wulff  
18148 Vassar Street NE  
Columbus, MN 55025

Questions on entries contact Andi Wulff: [adwulff@gmail.com](mailto:adwulff@gmail.com) or 651-431-0251

### **LIVESTOCK**

Sheep: Crossbred wool sheep; \$175.00 value each

Any livestock seriously injured while being worked must be paid for by the participant working stock at that time.

### **FOOD**

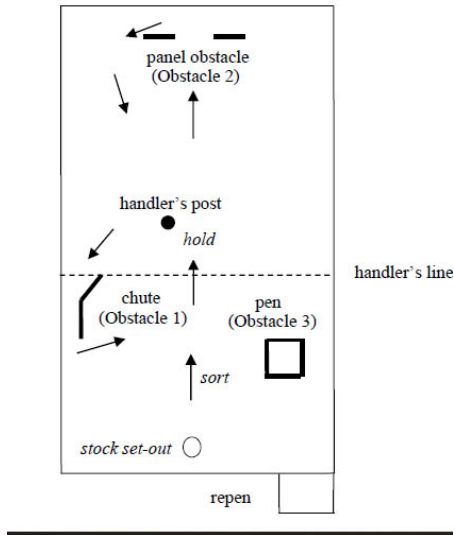
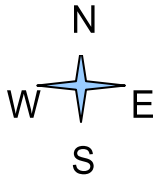
Water and coffee will be available.

Lunch break will be at the discretion of the judge. Please bring your own food.

### **TEST/TRIAL RULES**

1. Bitches in season may run at the end of TESTS and at any time in TRIALS.
2. A registration/tracking number is **required** for ALL dogs. If your dog is not registered with another organization (AKC, UKC, ASCA, ABCA, etc.), you must apply for a registration number with AHBA. <http://www.ahba-herding.org>
3. All dogs must be vaccinated for rabies as required by law, vaccinated for other communicable diseases as recommended by your veterinarian, and parasite free.
4. PICK UP AFTER YOUR DOGS. Poop bags and trash cans are located in multiple locations around the farm.
5. All dogs must be on leash or crated except when working or in designated potty areas.
6. There is very little shade around the herding fields. Plan accordingly. (And bring a chair!) Dress appropriately for the weather.
7. Spectators and their dogs should stay back at least 15 feet from the fence around any arena or field where a dog is working. Under no circumstances will dogs be allowed to disturb the resting stock nor interfere with another dog's run.

## HTAD COURSE #3



The designations North, East, etc. are for purposes of description only. The course may be mirrored.

The stock set-out indicated on the diagram relates to courses that begin with a gather. The location of the take pen and/or repen may vary from the location for the repen shown on the diagram, so long as it is at the same end of the arena as shown. The handler's post is located a minimum of 100 ft. from the sock set-out area, 6 ft. to the West of the North/South centerline of the arena. The chute is located on the West side of the arena, with the entrance approximately 20 ft. South of the mid-point between the North and South ends of the arena, the entrance on the North and the exit on the South end. The chute should be no less than 12 feet long and no more than 4 feet wide with an opening of 8 ft. A handler's line extends across the arena from West to East even with the North end of the chute. The panel obstacle has a 12 ft. opening and is located 20 ft. off of the North fence, parallel to the North fence and an equal distance from the East and West sides. The freestanding pen is located 30 ft. from the East side and 30 ft. from the South side of the arena, and should be 8-10 ft. on each side for sheep. The hold area is located approximately in the center of the arena. The area for sorts other than a gate sort is located approximately halfway between the hold area and the repen gate.

- Gather: The stock are let out at the repen gate and allowed to settle. In HTAD III, the handler remains at the post while the dog is sent from there to gather the stock. In HTAD II, the handler may leave the dog at the handler's post and move to a point approximately halfway between the post and the stock, then send the dog to gather the stock. In HTAD I, the handler may leave the dog at a point approximately halfway between the post and the stock and move to approximately 15 ft. from the stock, then send the dog to gather the stock. At all three levels the stock are brought to and around the handler's post, passing just to the East of the handler's post and then turning toward Obstacle 1. The gather ends when the stock have gone just past the handler's post.
- Obstacle 1: The stock should enter at the North opening of the obstacle and exit to the South. HTAD III handlers must remain at the opening of the obstacle until the stock have exited. HTAD II handlers may move along the wing of the obstacle but may not move past the wing until the stock have exited. HTAD I handlers may move anywhere relative to the obstacle but may not enter it. Scoring for Obstacle 1 ends when the stock have exited.
- Drive: After the stock exit the chute, they are turned back toward the North along the approximate North/South centerline of the arena. Going toward Obstacle 2, they should pass just to the East of the handler's post. HTAD III handlers must remain behind the handler's line. HTAD II handlers may accompany the stock to a point halfway to Obstacle 2, then must remain there for the rest of

the drive. HTAD I handlers may accompany the stock up to Obstacle 2. The drive ends when the stock reach a point 10 ft. in front of Obstacle 2.

- Obstacle 2: The handlers remain at the designated locations while the stock are taken through the freestanding panels. While HTAD I handlers may go up to the panels, they should not precede the stock through the panels. Once the stock have gone through the panels, handlers are free to move. The stock are turned to the West and then to the South past the West end of the obstacle and onto a line that will take them fairly directly to the area in front of the pen. Scoring for Obstacle 2 ends when the stock have passed to the South of the West end of the obstacle.
- Obstacle 3: The stock are penned in the freestanding pen. Scoring for the pen ends when the pen gate is closed.
- Hold: The stock are taken to the hold area. The stock is settled and briefly held in place. There is no required position for handler or dog. The judge signals the end of the hold/settle. HTAD I and II handlers then take the stock to the repen. HTAD III handlers proceed with the sort.
- Sort: The sort is done by HTAD III handlers only. The stock is moved to the designated area, which depends on the type of sort being done. The sort may be one of the following: (a) Gate sort.  
(b) Ribbon-removal/shed. The sort ends when the gate is closed on the sorted stock, or when the ribbon has been removed/ stock have been shed.
- Repen: The stock are taken to the repen and held a short distance off the gate while it is opened, and then are repenned. When a gate sort has been used, the stock that had been left out in the arena are repenned. The run ends when the repen gate is closed after the last animal has exited the arena.

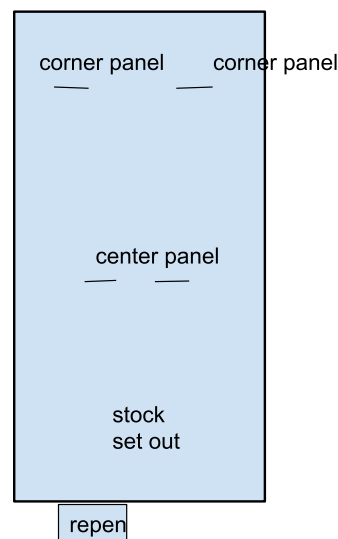
### Point Schedule for Herding Trial Arena Dog (HTAD, Course 3)

<u>Course 3:</u>	Levels 1&2	Level 3
Gather or Take Pen	15	15
Obstacle 1	15	15
Drive	15	15
Obstacle 2	10	10
Obstacle 3	15	15
Hold	10	10
Sort (HTAD III only)	--	10
<u>Repen</u>	<u>10</u>	<u>10</u>
Total	90	100

## AMERICAN HERDING BREED ASSOCIATION TEST PROGRAM - JUNIOR HERDING DOG TESTS (JHD)

[More information on the JHD test.](#)

1. The size of arena for Junior Herding Dog tests should be between 80 x 100 ft. and 100 x 200 ft. for sheep, goats or cattle, and between 50 x 80 ft. and 100 x 100 ft. for ducks. Corners need not be rounded. A panel obstacle with a 12-ft. opening (6 ft. for ducks) is set in approximately the center of the arena, and two panels are set, one at each of the far corners of the arena, with openings of approximately 12 ft. (6 ft. for ducks), parallel to and approximately 12 ft. (6 ft. for ducks) from the back fence. Panels should be approximately 8 ft. x 4 ft. or 10 ft. x 4 ft. for sheep, approximately 4 ft. x 2 ft. for ducks.
2. A minimum of three head of stock must be used for each run for JHD classes.
3. Only the dog, the handler, the stock and, at the option of the judge, the judge, may be in the arena. The judge may choose to remain just outside the arena, but must be in a position to be able to closely observe the run, give advice, and quickly enter the arena if necessary. Handlers may carry only a standard herding crook or stock stick (wood, fiberglass or aluminum).
4. The course is described as follows: The stock are freestanding in the middle of the short side near the top of the arena, well off the fence. The dog may be brought in on lead, and the handler may gently guide the dog by the collar to a position within no less than 15 ft. of the stock before removing the lead. Off lead, the dog must hold a stand, sit or down, then is released to gather and/or drive the stock. Throughout the course, the handler may take any position relative to the stock and dog and may move anywhere on the course, including through the obstacles. The handler may not touch the dog once the stock are set in motion.
5. The stock are taken through the panels. The handler may take the center panel either on the return from the corner panels or on the way to the corner panels (when negotiating the corner panels, the handler may choose to do either the righthand or lefthand panel first). The stock are then taken to the pen. The dog is stopped, holding the stock in place, while the handler opens the gate to the pen. After the stock have entered, the handler must close the gate; the dog should remain outside the pen.
6. The judge must observe the handler and dog and may not physically assist the handler and dog, but may advise the handler on how best to encourage the dog to move the stock and how to maneuver around the course.
7. The dog must demonstrate its ability to collect and control stock, put stock in motion, move the stock in straight lines and turns, negotiate obstacles and come to a reliable stop at the pen. The stock must be taken through both corner panels and through the center obstacle to qualify.
8. Dogs are not to be allowed to rough up, trample or grip stock. Unruly dogs or dogs which attempt to attack the stock must be taken from the arena immediately. Dogs which are excessively fearful of the stock should be removed. Dogs showing lack of progress should be removed from the arena after five minutes.
9. Testing is completed and the handler may leash the dog as soon as the gate is closed.
10. Course time is 10 minutes.



## HERDING CAPABILITY TESTS (HCT)

1. Herding Capability Test titles may be earned on any single type of stock or combination of stock types. The title indicates the stock type on which the second leg was earned.
2. Herding Capability Tests should be held in the setting of a clinic. Where stock numbers and lower entry limits allow, a short instructional run may be given to each entrant earlier in the day, with a second run constituting the formal test held later, entrants going in the same order each time. Herding Capability Tests must be held at the facilities of a herding trainer, utilizing experienced stock regularly employed in training herding dogs. Special permission must be obtained for use of any other venue, and any such venues must be set up similarly to a training facility with sturdy fencing and stock regularly used for herding training; public venues such as fairs or similar general public events are not accepted.
3. Dogs must have prior training to come reliably when called and to down, sit or stand-stay; this requirement must be made clear to owners before they enter. For first-leg Herding Capability Tests, it is highly recommended that dogs have had prior supervised exposure to livestock, although it is not a requirement that dogs have had prior herding training. Second-leg tests require that dogs have had some basic herding training; this is to be made clear to prospective entrants.
4. Arena size for Herding Capability Tests should be a minimum of 50 x 50 ft., up to approximately 100 x 100 ft. Corners should be rounded.
5. Groups of at least three head of stock must be used for each run; larger numbers may be preferable. Stock must be kept in identifiable groups and rotated frequently: preferably after every dog, and at least after every two or three dogs. There must be at least three groups, preferably more, for rotation, except when the number of dogs is less than four, in which case there may be two groups. Lengthy rest periods must be provided. No animal may be used for more than four runs during the day; no more than three runs is preferred. Any animal being used more than three times per day must have at least a half-hour rest period between runs. Any animal that has been pressed too hard or particularly stressed during its run must be given at least a half-hour rest period and a reevaluation by the judge as to recovery before it can be used again.
6. No other dog shall be in the arena with the dog being tested, other than under exceptional circumstances and at the discretion of the tester, a well-trained backup dog.
7. The tester may handle the dog during first-leg tests. For second-leg tests, the owner or owner's agent must handle the dog. The tester may provide any verbal assistance felt necessary and a brief intervention is acceptable.
8. In first-leg tests the handler or tester may carry a bamboo pole or light PVC pipe or similar flexible training aid with a flagged or taped end. In second-leg tests the handler may carry only a standard herding crook or stock stick -- wood, fiberglass or aluminum -- no more than approximately five feet in length.
9. In order to pass, dogs must be tested off lead or with lead dragging in first-leg tests, off lead in second-leg tests, and may not be held or physically touched by any person or tied to any object.
10. First-leg tests may take the form of a basic instinct test and are fairly free-form, with no set path of travel.
  - (a) The dog is brought in on a long line approximately 6 to 15 ft. in length. At some point while on the line, the dog must demonstrate a stop (down, sit or stand) and a recall before the line is dropped or removed. A dog which cannot be recalled shall not be let off line.
  - (b) Dogs may not be struck or have objects thrown at them with the intent to strike them during a test. If it is necessary to do this to protect the stock, the dog must be immediately removed from the arena and will not pass.
11. Second-leg tests require a more controlled passage from one end of the arena to the other (easily visible markers, such as ribbons or placards, may be placed on the fence at opposite ends of the arena to help indicate direction, or cones may be set on the ground 10 ft. in from the fence at opposite ends of the arena). The stock should be set out clear of the fence, well away from any corner.
  - (a) The dog is put in position and the lead removed; the dog should hold a brief stay (pause) before being sent to collect the stock.
  - (b) The stock are moved across the arena to the opposite end, then returned to the vicinity of the set-out point, then taken again to the opposite end of the arena, and brought back a second time to the vicinity of the set-out point (approximately four traverses of the arena).
  - (c) The dog is given a final stop command, and recalled.

12. Dogs are not to be allowed to harass, chase, rough up, trample or grip stock. Dogs evidencing aggression are not to be let off lead. Unruly, uncontrollable dogs or dogs which attempt to attack the stock must be taken from the test area immediately. Dogs which are excessively fearful of the stock should be removed. In second-leg tests, dogs showing lack of progress should be removed from the arena after five minutes.

13. Tests are to be conducted in a consistent and fairly standard manner. Each dog's formal test session shall be a maximum of 10 minutes, within which time the session should be concluded upon the dog fulfilling the requirements for passing.

14. The tester must provide detailed comments on each passing form, and spend time with each participant providing guidance and information regarding the particular dog and herding in general; comments and information should be presented to spectators also. *Education is of great importance in herding tests.*

### QUALIFICATIONS FOR PASSING HERDING CAPABILITY TESTS

#### First leg:

A dog which, after a period of introduction, shows sustained interest in herding livestock, either going around them, gathering them and moving them toward the handler, or moving them ahead of the handler to drive them, or a combination.

A dog which works quietly, a dog which barks (a little or a lot), a dog which may feint as though to nip, or actually nips if on larger animals providing it is appropriate for the situation and not a threat to the health or safety of the livestock, are all acceptable. A dog may be loose-eyed or may show some degree of eye. A variety of approaches and styles are acceptable.

It is to be remembered that many dogs through inexperience will make mistakes in their early exposures to livestock, but at all time *the tester must see clear cut evidence of herding instinct, with the dog attempting to keep the animals grouped and attempting to control their movement.* Dogs which merely chase, play or push stock around, not really herding, must not be passed; distinction must be made between herding behavior and chasing. Dogs should show some responsiveness to direction.

#### Second Leg:

In addition to the above, the dog must exhibit the following: moving the stock in a controlled fashion from one end of the arena to the other; a stop; and a recall.

### **NOT PASSABLE**

#### First Leg:

A dog which, after a period of introduction, fails to show sustained herding interest in livestock. A dog which repeatedly leaves or attempts to leave the working area. A dog which makes little or no attempt to control the grouping and movement of the stock.

A dog which shows aggression toward the livestock so strong and of a nature to be considered a threat to the health or safety of the livestock. Any dog which repeatedly splits the group and attacks one or several animals, or grips any animal and holds on. A dog which evidences chasing rather than herding behavior.

Any dog which, for whatever reason, cannot be tested off lead or with lead dragging in a fenced area.

Any dog which shows fear of the livestock in such a fashion that the dog cannot demonstrate herding instinct.

#### Second leg:

In addition to the above, a dog which fails to demonstrate the required additional skills, which does not move the stock in a controlled fashion, which constantly and unnecessarily circles the stock, which cannot be tested off lead, or cannot be handled by its owner or owner's agent.

Dogs not passing may be retested at another time.

NOTE: It must be remembered that while basic herding tests may provide a starting place, their scope is very limited. They may give some picture of possibilities, *but passing such a test cannot be taken as proof of a dog's herding abilities. Only time and experience will provide a clear picture of a dog's abilities.* A lot of groundwork, time and education are required to produce a skilled herding dog.

# ENTRY FORM

Training Camp Inc/Seaman Farm

AHBA Tests/Trials

October 22, 2022

Fee enclosed: \$ \_\_\_\_\_

Make checks payable to "Training Camp Inc.". Mail completed entry form and signed Agreement with fees to:  
Andi Wulff, 18148 Vassar Street NE, Columbus, MN 55025

For information on where to complete your entry submission online contact Andi at [adwulff@gmail.com](mailto:adwulff@gmail.com) or visit the Great River Stockdog Club page on Facebook.

Entries are \$40/class - test or trial if received on or before Friday, October 14. \$45/class after that date. Gate entries accepted if room. A separate entry form is necessary for each dog entered.

Full Name of Dog \_\_\_\_\_ Call Name \_\_\_\_\_

**Registry and Registration Number** or AHBA Tracking Number \_\_\_\_\_

*If dog doesn't have a number you can obtain a Tracking number from AHBA. [www.ahba-herding.org](http://www.ahba-herding.org)*

Breed \_\_\_\_\_ Date of Birth \_\_\_\_\_ Sex \_\_\_\_\_

Owner \_\_\_\_\_

Owner Address \_\_\_\_\_

Owner Phone Number \_\_\_\_\_ E-Mail \_\_\_\_\_

Handler's Name, if applicable \_\_\_\_\_

Check the box for the classes you want to enter and CIRCLE Level as appropriate.

<input type="checkbox"/>	<u>Day</u>	<u>Class</u>	<u>Level</u>			<u>Stock</u>
<input type="checkbox"/>	Saturday	HTAD	I	II	III	Sheep
<input type="checkbox"/>	Saturday	JHD	-----			Sheep
<input type="checkbox"/>	Saturday	HCT	-----			Sheep

In consideration for participation in an event sanctioned by the American Herding Breed Association (AHBA), I agree to assume all responsibility for any claim, loss or damage, of whatever kind or nature, whether to person or property, which may be caused at or near this event, either directly or indirectly, by me or the dog or dogs I have entered in or brought to this event. I further agree that I will hold the AHBA, its officers, directors, agents and members harmless and defend them from any and all liability for any injury, claim, damage or loss, of whatever kind or nature, whether to person or property, caused at or near this event, whether directly or indirectly, by me or any dog I have entered in or brought to this event. I agree to indemnify the AHBA, its officers, directors, agents and members for any loss, cost or expense including attorneys fees and costs, to which the AHBA, its officers, directors, agents or members might be subject as a result of any claim, suit, loss or damage caused in any way by any act or negligence on my part or on the part of any dog or dogs I have entered in or brought to this event. I acknowledge that while the AHBA may provide sanctioning for this event with regard to the issuing of titles, it does not have and does not exercise control over the conduct of the event or those present. I certify and represent that the dog or dogs I have entered in or brought to this event is/are not a hazard to other dogs, other animals, or to people.

\_\_\_\_\_  
Handler or owner signature

\_\_\_\_\_  
Date