



**St. Paddy's Day
Trial & Rally**

AHBA Herding Ranch

Dog sheep HRDs

PackLeader Farm

March 11, 2022

14401 Crews Road KPN
Gig Harbor, WA 98329

Judge:

Rusty Jeffers

Fido's Farm

March 12, 2022

9829 Evergreen Valley Rd
Olympia, WA 98513

Judge:

David Larson

Frog's Breath Farm

March 13, 2022

119 Reinseth Road
Winlock, WA 98596

Judge:

Cathy Balliu

2022 AHBA Trial Schedule:

Hearts & Flowers
February 11, 12 & 13

St. Patrick's Day
March 11, 12 & 13

Ranch Large Flock
July 9 & 10

Kelpie Round-Up
July 15, 16 & 17

Goblin & Ghouls
October 28, 29 & 30

Thanksgiving for Herding
November 18, 19 & 20

2022 Special COVID Measures

Due to the COVID 19 Event Guidelines things may be a little different than we are all used to. Please be patient while we all negotiate the requirements.

Masks must always be worn, except during your run. Social distancing must always be maintained while you are on the Farms.

Only essential personnel will be admitted into the Secretary's area.

Placement ribbons will not be presented unless requested by the competitor.

HIT and RHIT will be awarded at the end of each day and an email sent to competitors to advise them of the winners. High Combined will be awarded on Sunday at the conclusion of the trial. All awards for this trial will be in the form of Gift Cards. Gift Cards and ribbons will be mailed to the recipients. No awards ceremony will be held.

No food will be available on site. Competitors must bring their own food & beverages.

PLEASE BE PATIENT with our attempts to negotiate our COVID 19 guidelines and still put on this event for you!



© Wajas, Inc.

This Photo by Unknown Author is licensed under CC BY-SA

The Very Special “Crook the Dog” Award Donated and sponsored by Kent and Darcey Bradley

This award is for HRD I dogs and owners who have not competed at a higher level. All scores for all three days are used. The highest combined score will be awarded with a framed certificate, a crook in honor of “Crook” and \$300.00.

A special “Thank you” to Kent and Darcey for annually sponsoring this award.



Rally



We are sorry to announce that due COVID 19 and our desire to keep all of us safe we will not have the Rally this year.

Information and Entry Forms:

Barbara (253) 732-5959
k9sayno@aol.com

Chris - e-mail only
fidofarm@fidofarm.com

Elsie (360) 785-0831
elrhodes2@msn.com

Classes

Herding Ranch Dog classes offered: HRDIs HRDIIs, HRDIIs

Entry Fees & Entries

Pre-entries received on or before to 3/4/2022

HRD 25 runs per day.....	\$50.00
Post Entries (received on or after 3/5/22 - if runs are still available)	\$55.00

Dogs entered in all three trials have entry priority until 2/5/22.

Send pre-entries and make money orders or checks payable to:
Elsie Rhodes, 119 Reinseth Rd. Winlock, WA 98596-9326

Trial – 25 runs per day

Places & Awards

1st – 4th place Rosettes (only if requested by the competitor)
Each Day: Reserve High in Trial, High in Trial
High Combined for the Rally

Food

No food of any kind supplied at the trial this year.

PackLeader Farm:

Telephone 253-884-5959

Address: 14401 Crews Road NW, Gig Harbor, WA 98329

▪ Hwy 16, Exit for Purdy/Key Center/Shelton, Hwy 302 W.

- (There are clearly marked signs leading to HWY 302 W. in several places along the way)
- Travel into Purdy, turn west at the light onto
- Hwy 302 W, go over the Wauna Bridge, travel 5.1 miles, turn RIGHT onto
- Hwy 302 W, Elgin Clifton Rd NW, toward Shelton/Allyn, travel 1.2 miles, turn RIGHT onto
- 150th, travel .1 miles (end of chain link fence) turn LEFT onto Crews Rd - 1st road into,
- Rocky Creek Conservation Area. Follow road approximately .8 mile through park.
- This road takes you through a green farm gate with a sign indicating PackLeader Farm.
- House is a two-story white w/green trim.

Motels & Camping

Westwynd Motel – Apartments	6703 - 144 th St. NW., Gig Harbor	(800) 468-9963
Best Western Wesley Inn	6575 Kimball Drive, Gig Harbor (Purdy)	(800) 462-0002
The Inn at Gig Harbor	3211 56 th St. N.W., Gig Harbor	(800) 795-9980
Gig Harbor RV Resort	9515 Burnham Drive. NW, Gig Harbor	(800) 526-8311

RVs may park on site, no hookups

Fido's Farm:

Telephone: 360 866-8347

Address: 9829 Evergreen Valley Road, Olympia, WA 98513

From Tacoma and Seattle:

- Interstate 5 to Exit 116, Mounts Road/Old Nisqually, at end of ramp turn LEFT onto
- Nisqually Rd (Old Pacific HWY) stay on it until it ends, turn LEFT onto
- Hwy 510 (St. Clair Cut-Off Rd SE), travel 1/4 mile, turn RIGHT onto
- Meridian, travel South several miles through the stop sign at Yelm HWY,
- Continue on Meridian through a left turn and a right turn,
- When you see the 20 mph turn LEFT onto
- Evergreen Valley Rd travel approximately 1/3-mile, Fido's Farm is on the RIGHT.

From Portland:

- Interstate 5 Exit 101 Tumwater Blvd, turn east, RIGHT onto
- Tumwater Blvd SW, travel about 1.5 miles until it ends, turn LEFT onto
- Henderson Blvd, travel about 1.5 miles, turn RIGHT at stop light onto
- Yelm Highway, travel east about 7 miles, turn (76 station) RIGHT onto
- Meridian and follow it south through a left turn and a right turn.
- When you see the 20-mph sign turn LEFT onto
- Evergreen Valley Rd travel approximately 1/3-mile, Fido's Farm is on the RIGHT.

Motels & Camping

Super 8	College Ave SE & Martin Way, Lacey	(360) 459-8888
Motel 6	400 Lee St, Tumwater	(360) 754-7320
Nisqually Plaza RV Park	10220 Martin Way E, Olympia	(360) 491-3831

RVs may park on site, no hookups

Frog's Breath Farm:

Telephone: 360-785-0831

Address: 119 Reinseth Road, Winlock, WA 98596

- **Interstate 5 to Exit 63 Winlock/Toledo Hwy 505:**
- Turn WEST onto Hwy 505, toward Winlock, travel .05 mile to
- South Military Road, turn LEFT; travel 2.2 miles to
- Nikula Road, turn RIGHT; travel 1.5 mile to
- Reinseth Rd, turn RIGHT; second home on the LEFT. Green manufactured home.

Motels & Camping

Chehalis Inn (Off I5 at Exit 76)	220 Interstate Ave., Chehalis	(877) 740-5330 or (360) 740-5339
Best Western (Off I5 at Exit 76)	221 Interstate Ave. Chehalis	(360) 748-4040 or (800) 780-7234
Trout River RV Resort (Off I5 Exit 52)	150 Happy Trails, Castle Rock,	(360) 274-8373
Paradise Cove RV Park (Off I5 Exit 52)	112 Burma Rd, Castle Rock	(360) 274-6785

Limited, RVs may park on site, no hook-ups.



March 11, 12 & 13, 2022

Please fill out one entry form, per dog.

Call Name: _____

Reg. Name: _____

Breed: _____ Sex: _____ DOB: _____

Reg. #: _____ Registry: _____

Breeder: _____

Sire: _____

Dam: _____

Owner: _____

Address: _____

City _____ State: _____ Zip: _____

Phone: _____ E-mail: _____

Name of handler if other than owner: _____

Indicate Date/Farm and Level you are entering by marking the corresponding box.

	Friday 3/11/2022 PackLeader Farm	Saturday 3/12/2022 Fido's Farm	Sunday 3/13/2022 Frog's Breath Farm
HRD I			
HRD II			
HRD III			

Pre-entry fees (received on or before 3/4/22): My entry will arrive **on or before 3/4/22** _____

HRD Sheep \$50.00

Day of Entry fees (received on or after 3/5/22): My entry will arrive **after 3/4/22** _____

Add \$5.00 per run to Pre-entry fees above, if runs are available.

Entry Total \$ _____

In consideration for participation in an event sanctioned by the American Herding Breed Association (AHBA), & hosted by Barbara Davenport, Chris Soderstrom & Elsie Rhodes, I agree to assume all responsibility for any claim, loss or damage, of whatever kind or nature, whether to person or property, which may be caused at or near this event either directly or indirectly, by me or the dog or dogs I have entered in or brought to this event. I further agree that I will hold the AHBA, its officers, directors, agents, member, Barbara Davenport, Chris Soderstrom & Elsie Rhodes, their families and employees harmless and defend them from any and all liability for an injury, claim, damage or loss, of whatever kind or nature, whether to person or property, caused at or near this event. I agree to indemnify the AHBA, its officers, directors, agents, members, Barbara Davenport, Chris Soderstrom & Elsie Rhodes and their families and/or employees might be subject as a result of any claims, suit loss or damage caused in any way by any act or negligence on my part or on the part of any dog or dogs I have entered in or brought to this event. I acknowledge that while the AHBA may provide sanctioning and Barbara Davenport, Chris Soderstrom & Elsie Rhodes are hosting for this event with regard to issuing of titles, they do not have and do not exercise control over the conduct, of the event or those present. I certify and represent that the dog or dogs I have entered in or brought to this event is/are not hazard to other dogs, other animal, or to people.

Signature of owner / agent

Date

PackLeader Farm March 11, 2022

Herding Ranch Dog Sheep Trial (HRDs)

GENERAL RULES:

Time 20 minutes.

In all elements, quiet efficient stock work is essential.

Ties are broken based on individual scores in the following order: Exercise 6 "Move & Obstacle 2", Exercise 7 "Re-pen", Time.

STARTING SET- UP:

All gates are closed except the cross-fence gate between Field 1 and 2.

5 sheep in the Holding Area, 5 sheep in the Take Pen, additional groups of sheep in the pen area.

The previous handler, with dog on leash, will release the sheep from the Corner Pen when signaled by the judge.

A stock handler will be standing by in the small pen area.

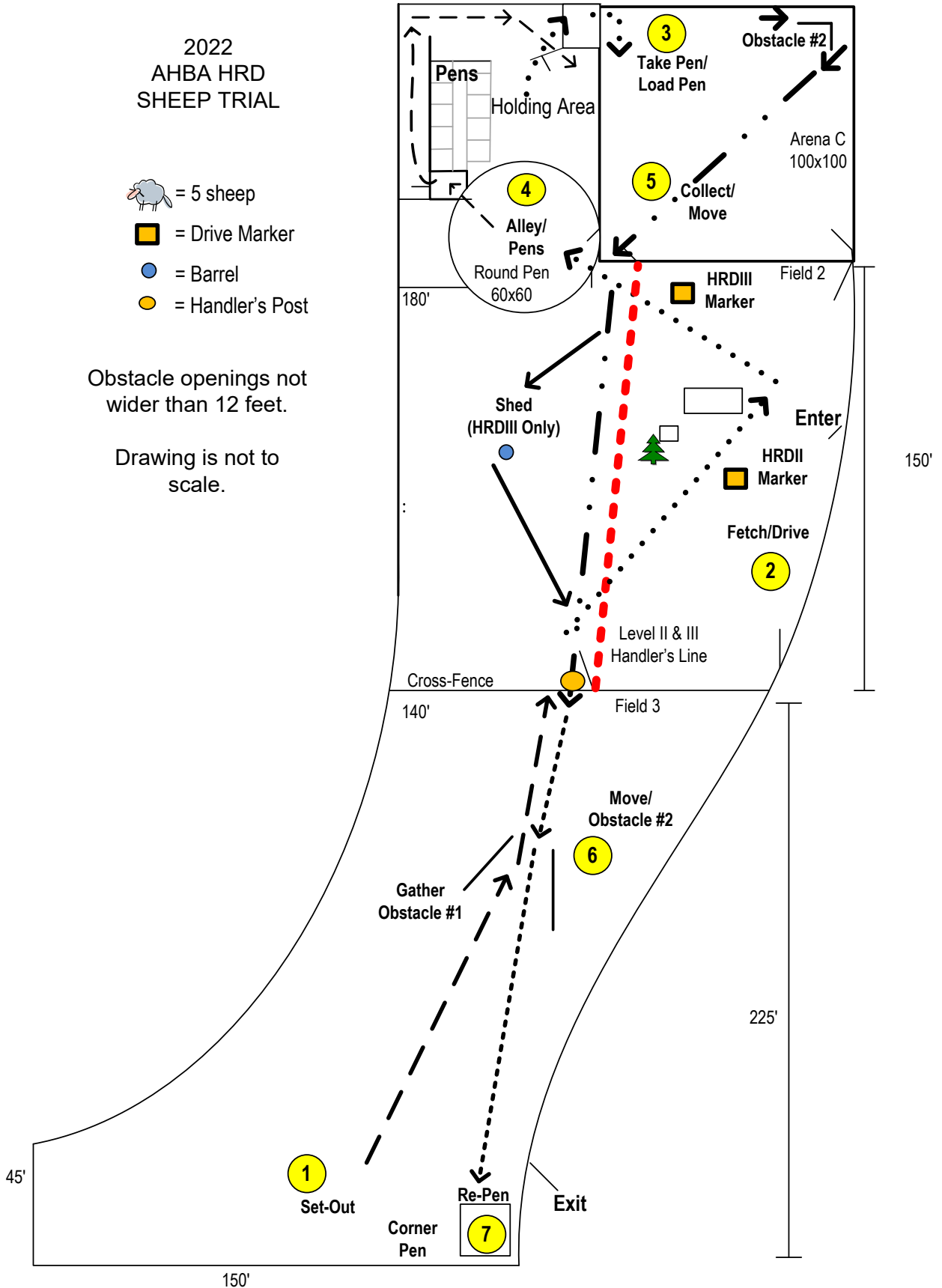
- 1. GATHER – 15 pts:** Time begins when handler sends the dog. Send dog to gather sheep from the Set-Out and fetch through Obstacle 1 to the handler. (NOTE: Handler from previous run will release the sheep to the Set-Out). Exercise ends when the sheep pass through the cross-fence gate.
 - **HRDI** Dog is left halfway to the stock, Handler may move within 15 feet of the sheep
 - **HRDII** Dog is left at the Handler's Post, Handler may move halfway to sheep
 - **HRDIII** Team begins at the Handler's Post
- 2. FETCH/DRIVE – 15 pts:** Exercise begins when the sheep pass through the cross-fence gate. Fetch/Drive sheep counterclockwise around the kennels and pen in the Round Pen. Exercise ends when the sheep are penned in the Round Pen. All sheep must be penned.
 - **HRDI** Handler may take any position.
 - **HRDII** Handler remains behind the Handler's Line until the stock reach the HRDII Marker.
 - **HRDIII** Handler remains behind the Handler's Line until the stock reach the HRDIII Marker.
- 3. TAKE PEN – 10 pts:** Exercise begins when the sheep are penned in the Round Pen. Move to the Take Pen, remove 5 sheep and release them into Arena C. Pass through the Take Pen and move a new group of 5 sheep from the Holding Area and load into the Take Pen. Exercise ends when the rear gate to the back of the Take Pen is closed.
- 4. ALLEY & PENS – 10 pts:** Exercise begins when the rear gate to the Take Pen is closed. Move to the Round Pen and remove the sheep, passing through the Small Pen and Rear Alley. Move sheep into the Holding Pen. Exercise ends when the sheep enter the Holding Pen.
 - **HRDI/II** Handler may take any position.
 - **HRDIII** Handler remains in the Round Pen until sheep enter the Holding Pen.
- 5. COLLECT & MOVE – HRDI/II: 15 pts, HRDIII: 25 pts:** Exercise begins when the sheep enter the Holding Pen. Recall the dog. Collect the sheep in Arena C, move them thru Obstacle 2 and across Field 2. Exercise ends when all sheep pass through the Cross-Fence gate.
 - 5A. RIBBON PULL – HRDIII ONLY:** Move sheep to vicinity of the barrel and remove ribbon.
- 6. MOVE & OBSTACLE 3 – 15 pts:** Exercise begins when all sheep pass through the Cross-Fence gate. Move sheep thru Obstacle 3. Exercise ends when sheep clear Obstacle 3.
- 7. RE-PEN – 10 pts:** Exercise begins when sheep clear Obstacle 3. Move sheep to the Corner Pen and re-pen. Exercise/Time ends when sheep are penned.

2022
AHBA HRD
SHEEP TRIAL

-  = 5 sheep
-  = Drive Marker
-  = Barrel
-  = Handler's Post

Obstacle openings not wider than 12 feet.

Drawing is not to scale.



Fido's Farm - March 12, 2022

Herding Ranch Dog Sheep Trial (HRDs)

GENERAL RULES:

Time: 20 minutes

All elements must be attempted, quiet efficient stock work is essential.

All gates must be closed and latched unless otherwise stated.

Dog must hold sheep off all gates.

Ties will be broken based on individual scores in the following order: Exercise 6 "Sort", Exercise 4 "Maltese Cross," Time.

STARTING SET-UP:

5 sheep in Ewe Lane

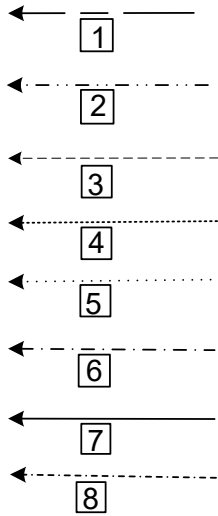
20 - 35 sheep in Sheep Yard Holding Pen.

All gates shut and latched, except the gate between Test Arena and Round Pen.

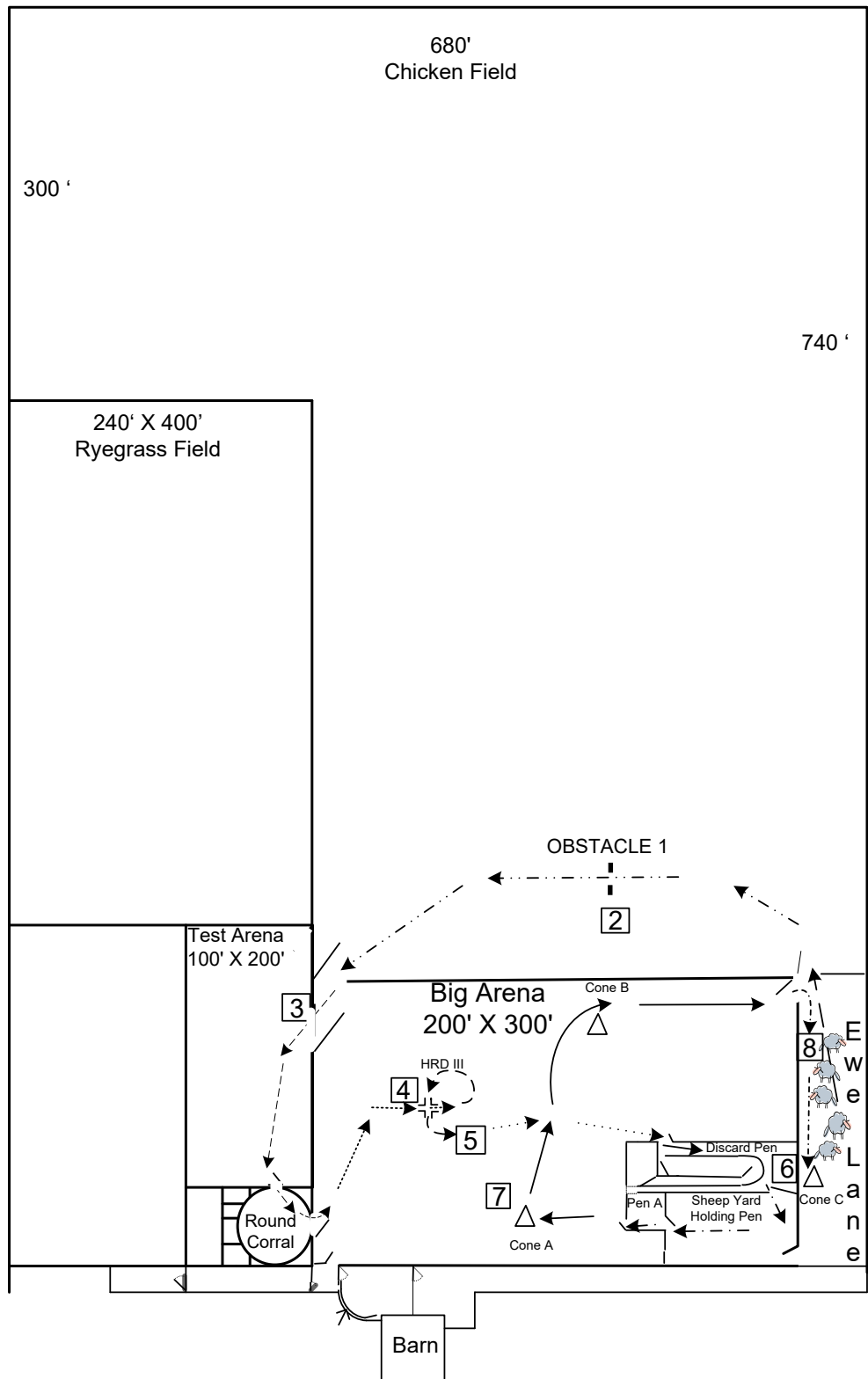
- 1. GATHER 15 pts.:** Time starts when handler opens Ewe Lane's gate. Gather sheep into Chicken Field. Exercise ends when Ewe Lane's gate is closed and latched.
 - **HRDI** dog halfway to sheep. The handler may move to within 15 feet of the sheep.
 - **HRDII** dog at gate. Handler may move halfway to sheep.
 - **HRDIII** Handler and dog work from gate.
- 2. OBSTACLE 1 10 pts.:** Exercise begins after Ewe Lane's gate is closed and latched. Drive/wear sheep through freestanding panels then to gate into Big Arena. Move sheep into Big Arena. Exercise ends when Big Arena's gate is closed and latched.
- 3. PENS & GATES 15 pts.:** Exercise starts when gate into Big Arena has been closed and latched. Move sheep through the following areas: Test Arena, Round Corral, into Big Arena. The gate between Test Arena and Round Pen will be open and remain open. Exercise ends when Big Arena's gate is closed and latched.
- 4. MALTESE CROSS 10 pts. HRD I & II, 20 pts HRD III:** Exercise starts when gate into Big Arena has been closed and latched. Exercise ends when last sheep exits Maltese Cross.
 - **HRD I & II** pass sheep through one direction of the Maltese cross.
 - **HRD III:** Pass sheep two directions of the Maltese cross as shown on course diagram.
- 5. REPEN 10 pts.:** Exercise begins when the last sheep leaves Maltese cross. Repen sheep into discard pen. Exercise ends when the Discard Pen's gate is closed and latched.
- 6. SORT 10 pts.:** Exercise begins when gate is closed and latched. Move into Sheep Yard Holding pen. Sort 5 head into Pen A. Go through Pen A and release sheep into Big Arena. Exercise ends when Pen A's gate is closed and latched.
- 7. DRIVE/WEAR 10 pts.:** Exercise begins when the gate is closed and latched. Settle sheep at Cone A. Then Drive/Wear to Cone B. Pass sheep clockwise around Cone then to Ewe Lane Gate. Exercise ends when the sheep arrive in the vicinity of Ewe Lane Gate.
 - **HRDI** the handler may walk with sheep throughout.
 - **HRDII** the handler may move halfway to Cone B until the sheep pass Cone B.
 - **HRDIII** the handler will remain at Cone A until sheep pass Cone B.
- 8. SHEEP RESET 10 pts.:** Exercise begins when moving sheep into Ewe Lane then down Lane until they pass Cone C. Recall dog, exit into Big Area. Exercise and time ends when gate is closed and latched.



2022
AHBA HRD - Sheep
Trial



- OBSTACLE 1
- ┌┐ MALTESE CROSS
- △ CONES A, B, C



Frog's Breath Farm – March 13, 2022

Herding Ranch Dog Sheep Trial (HRDs)

GENERAL RULES:

Time: 20 minutes.

All elements must be attempted prior to moving on.

The Sort must be finished correctly to continue.

Ties are broken based on individual scores in the following order: 2. Drive – Obstacle1, then 1 Gather, then time.

STARTING SET-UP:

There will be a set of (5) five sheep in Field 1a. There will be a set of (5) five sheep in Field 2.

All individual sets of sheep will be marked with various colors, either chains, sprayed or a combination of both.

- 1. GATHER - 15 pts.:** Time and the exercise begin when the dog leaves the Handler's side from the appropriate level location. The sheep are gathered then moved behind past Cone A in a counterclockwise turn toward the gate into Field 1. Move the sheep into Field 1. The dog should cover and hold the sheep while the gate is closed and latched at which time this exercise ends.
 - **HRDI** The dog will be at Cone B. The Handler may walk to within 15' of the sheep.
 - **HRDII** The dog will be at Cone A the Handler may move up to the Cone B.
 - **HRDIII** The dog and Handler will be at Cone A. The Handler will remain at Cone A.
- 2. DRIVE - OBSTACLE 1 – 20 pts.:** The exercise begins when the gate into Field1 is closed and latched. Drive the sheep through Obstacle 1. The exercise ends the sheep have passed through Obstacle 1.
 - **HRDI** The Handler may move with the dog and sheep throughout this exercise.
 - **HRDII** The Handler may move halfway to the obstacle and may move when the Obstacle is completed.
 - **HADII** The Handler will remain at the Gate until the sheep have passed through the Obstacle. 3.
- 3. CONTROLLED MOVEMENT – 15 pts.:** The exercise begins when the sheep complete Obstacle1. Move the sheep to the west side of Field 1 to the 12-foot gate into Field 2. Put the sheep into Field 2. The dog will not cover the sheep when they enter Field 2. The exercise ends when the gate is closed and latched.
- 4. SORT – 15. pts:** This exercise begins when the gate is closed and latched. Gather the all the sheep together take to the 6-foot gate at the other side of Field 2. Gate short the sheep that were in the pen out into Field1, leaving the sheep you just put into Field2.
- 5. CONTROLLED MOVEMENT, REPEN - 15 pts.:** This exercise begins when the gate is closed and latched. Move the sheep along the fence line to Field 1a. Hold the sheep off the gate while it is opened, put sheep into Field 1a. Put the sheep into Pen A. Exercise ends when the gate is closed and latched.
- 6. REPEN/FREESTANDING PEN – HRDI & II 10 pts. (HRDIII FREESTANDING PEN 20 PTS.:**) The Exercise begins when the gate from Field 1 is closed and latched. Hold the sheep off the gate while Pen A's is opened. Pen in Pen A. **(HRDIII ONLY):** Pen the sheep in Free Standing Pen before Pen A.. Then into Pen A with a hold off the gate while the gate is opened. Exercise ends when the gate into Pen A is closed and latched.
- 7. TAKE PEN – 10 pts.:** The exercise begins when the gate from Pen A is closed and latched. Dog and Handler enter Pen C. Move the sheep from Pen C into Field 1a. The exercise and time end when the gate is closed and latched with both Handler and dog inside the pen.



Frog's Breath Farm
2022
AHBA HRD
Sheep Trial

- 1 —
- ⋯ 2 ⋯
- - 3 - -
- 4 -
- 5 -
- - 6 - -
- 7 •

- | Obstacle 1
- Free Standing Pen
- Cone

Fields:
1. 230' X 320'
1a. 100' X 230'

Pens:
A. 22' X 35'
B. 33' X 57'
C. 28' X 33'

